



## Central Kentucky Computer Society

CKCS Resource Center, 160 Moore Drive, Suite 107, Lexington, Kentucky 40503 (859) 373-1000 [www.ckcs.org](http://www.ckcs.org)

September 2018....

© Central Kentucky Computer Society Inc.

Vol. 26 No. 9

**TECH NIGHT, Monday, September 10, 2018 at 7 p.m.**

# Computer Techniques and Tools used with Digital Photography

There are a lot of computer tools that can help with your digital photography. **Joe Dietz** will share some of these at the September Tech Night. Specifically, he will show us how to resample, crop to size, batch process to rename and batch process to convert.

**Resample** – You just went on a fabulous trip and want to send a few pictures to your friends. You attach them to an email and hit send. The timer starts spinning and keeps on spinning. The computer may say too large to send (Or the person getting them has a computer that won't take such a large email.) What do you do? He will talk about how to resample them (or is it resize?)

**Crop to Size** – You have sent off a bunch of pictures to Walmart (or Meijer or Walgreen) and they come back with the image poorly positioned on the paper. (Maybe the top of a head or top of a building cut off) What do you do? He will talk about how to crop the image to the correct size before printing them or sending them to be printed.

**Batch Process – Rename** – You have just taken a bunch of great pictures and want them with a file name that reflects the trip. You don't want them named things like img\_5778 or DSCF3991. You would like a name such as Africa 001, 002, and so forth.



**Batch Process – Convert** – You just took 50 pictures and want to create a slide show that you can give to folks. However, each picture that you took is large and multiply that times 50 and you will have a huge file. For a slide show you don't need very large resolution so let's try batch resizing the image from the original camera size (say 4800 x 3400) to a smaller size that will show up well on your screen (say 800 X 600).

Join us for Tech Night and learn how to avoid these problems with your photos. 

# SEE WHAT IS IN YOUR NEWSLETTER THIS MONTH

## Contents

Computer Techniques and Tools used with Digital Photography .....	1
President's Comments .....	3
Labor Day observed.....	3
Fall Classes and Workshops begin this month .....	3
Phone issues .....	3
Thank you for participating in Kroger Community Rewards which benefits CKCS! .....	3
CKCS celebrates anniversary number 34 on September 4, 2018 .....	4
CKCS BY THE NUMBERS .....	4
Digital Photography Special Interest Group .....	5
Bob Willcutt Photography.....	5
August Digital Photography Photo Contest .....	6
Block calls on your phones and other options.....	7
News to Use .....	8
Windows SIG is on vacation .....	8
Word Processing SIG this month meets on September 11.....	8
Door Prizes for Tech Night.....	8
Yes, MetroNet did visit CKCS in August .....	13
APCUG Digital Photo Contest Announced .....	15
New Members and Renewals.....	17
Software (Apps) Upgrades .....	18
September 2018 CKCS SIG Schedule .....	20
This Month's Best Videos / Shows.....	21
A few Funny Pages / Useful Information.....	22
Time Gets Better With Age .....	22
CKCS List of Special Interest Groups.....	25

## Central Kentucky Computer Society

Incorporated

CKCS Resource Center  
160 Moore Drive, Suite 107  
Lexington, Kentucky 40503  
(859)-373-1000

### OFFICERS

*Tenure end June 30, 2019*  
President: Brooke Thomas  
Vice-President: Joe Dietz  
Secretary: Larry Trivette  
Treasurer: Jim McCormick

### DIRECTORS

*Tenure end June 30, 2019*

Bob Brown  
Janet Cartmell  
Larry Mitchum  
Eugene Potter  
Pennie Redmond

*Tenure end June 30, 2020*

Boone Baldwin  
Toni Greider  
Jan Landers-Lyman  
Ben Rice  
Mike Seiler

Webmaster	B. Brown & W. Curtis
Office coordinator	Jan Lyman
Office supervisors	Bob Brown Wendell Curtis Tracy Elton Toni Greider Nancy Kolacz Jan Lyman Nita Martin Mike Seiler Lydia Short Julia Steanson
Alternate supervisors	Jenny Brown Nancy Bowling Kathy Davis Gale Greer Marie Han John Plumlee Sandra O'Neal Helen Pope Larry Trivette Dottie VanWinkle
Calendar	Wendell Curtis
Mail Chimp Mgr	Larry Mitchum
Refreshment Center	Jim Hughes
Newsletter Editor	Jerry Heaton
Proofreaders	Wendell Curtis Tom Douglas Bob Flynn Frankie Harvener Bill Heaton Ben Rice Mike Seiler Jo Stratton

Submit items for publication to:

[newsletter@ckcs.org](mailto:newsletter@ckcs.org)



Assn of Tech & User Groups

# President's Comments

By Brooke Thomas  
[president@ckcs.org](mailto:president@ckcs.org)



## Labor Day observed

CKCS office will be closed on September 3, 2018 for Labor Day.

## Fall Classes and Workshops begin this month

September is a great month to enroll in classes. We have a great line up. Eight classes and seven workshops. The listing and descriptions of the classes and workshops are in this newsletter and on the website ([www.ckcs.org](http://www.ckcs.org)). You can call the office, 859 373-1000, and the office supervisor will fill out the registration form for you. You can reserve your seat in the class with a credit card. If you would prefer to pay with check or cash you can come into the office.

If the class you are interested in is full, ask to have your name added to the waiting list and when the class is offered again the instructor will contact you with the date.

## Phone issues

If you called during the first part of August, we had some phone issues and the voice mail function did not register the messages, so calls were not returned promptly. We apologize for the problem. Even a computer organization can have technology issues! The problem has been resolved.

## Thank you for participating in Kroger Community Rewards which benefits CKCS!

We appreciate your participation in the Kroger Community Rewards program. The donations from Kroger have enabled several improvements in our organization without dues increases.

If you are not participating in Community Rewards, you can sign up to have Kroger donate a portion of every purchase you make to CKCS. When you use your Kroger Plus Card it will identify CKCS as your charity of choice.

You can do this online with your computer or smart phone at [www.kroger.com](http://www.kroger.com). Don't forget that the CKCS NPO number is NH569.

You can do this anytime during the year, but right now is best for CKCS.

New CKCS members and non-members can participate in this program. Shortly after you enroll, you will see a message on your Kroger purchase receipts, indicating that Kroger has made a donation to CKCS. The size of the gift is proportional to the amount of your purchase



# CKCS celebrates anniversary number 34 on September 4, 2018

## CKCS BY THE NUMBERS

Number of years since being incorporated .....	34
Number of members meeting the first time to organize CKCS.....	9
Number members invited to the first business meeting about.....	100
Number who attended the first meeting .....	60
Number of individuals paying membership dues at the first meeting .....	58
Number of people who became members of CKCS over the 34 years (as of EOY 2017) .....	5,024
Number of locations where we rented offices .....	3
Number of years with a permanent rental office/classroom space .....	27
Number of annual computer trade shows sponsored by CKCS (CompuLex) .....	8
Largest number attending one COMPULEX (estimated) .....	6,000
Largest number attending one Tech Night meeting (at KET television building) .....	125
Largest number of newsletters distributed in one year estimated .....	1,260,000
<small>(for one year, CKCS had an eight-page supplement in the Lexington Heald-Leader once each month – based on H-L circulation)</small>	
Current number of members.....	320

**CKCS has an interesting history. If you haven't read it, check our website:**

[www.ckcs.org](http://www.ckcs.org) and click on **CKCS History**

---

Follow us on facebook and see the latest notifications.





<https://www.facebook.com/CKCS.org/>

# Digital Photography Special Interest Group

Tuesday, September 25, 2018

## Bob Willcutt Photography



If you read the August 18 copy of the **Chevy Chaser** you probably enjoyed the article called **Birds of a Feather**. This was a great write-up about **Bob Willcutt** and his bird photography. You can find the article at <http://smileypete.com/community/birds-of-a-feather/>. Take a look!

From a quote “The birds become actors in the theater of life. The scene is the environment, the Sun is the light, and the birds are the actors, providing the action, color, and interest. What makes a bird photographer wake up before the Sun, check his batteries, memory cards, tripod adjustments, don proper camo clothing and head out with a full tank of gas and a destination in mind? It is the hope that this day will be the one for the best shot ever.”

Bob has spent a lot of time taking pictures of birds with emphasis on those found in Fayette County. Bob has gathered some of his best and produced a great book showing the birds with spectacular composition. In his book, he displays the pictures and also has corresponding information about the birds and the camera settings that he used to achieve these results.

This will be an extremely informative meeting with both the presentation and the opportunity to discuss with Bob his techniques for taking great bird photos. He will have copies of his book available if you wish to purchase one.

Our photo contest for this month will be “**Rust**”. Come up with an innovative picture and email it to [jodietz@aol.com](mailto:jodietz@aol.com) no later than Monday, September 24, 2018.

Hope to see you at CKCS on Tuesday, September 25 at 7 PM. Bring a friend.

CKCS

aa



**August Digital Photography Photo Contest**  
**Category: "In Need of Repair"**

**First Place Winner – Boone Baldwin**



**Second Place Winner – Arlegh Kerr**



# Block calls on your phones and other options

By Bart Koslow  
Channel Islands PC User Group, CA

Whether cell phone or landline phone, we all receive many nuisance calls daily. It is a simple matter to block unwanted calls on most phones once you know how.


Let's begin with your home landline phone. I receive numerous junk calls every day. I use a Panasonic smart home phone system. Like most smart home phones, it permits you to enter your phonebook. You can also set the number of rings before the answering machine kicks in. The LCD on my phone will show me the name of anyone calling who is in my phonebook. Conversely, any name not in my phonebook will also show. The first time I receive a nuisance call I ignore it. My phone will record the name and number of all calls made and keep this information until I erase it. How do I block an unwanted number? I have choices.

My Panasonic will block up to 250 phone numbers. In my case, I use Spectrum (Time Warner) for my landline. You may go to the Spectrum website and block selected calls. You may also check the box that tells Spectrum to use Nomorobo.com. Nomorobo is a large database of nuisance calls. You will hear one ring, and the call will be blocked. For those of you who use other phone providers, you still may use Nomorobo provided the provider has a Simultaneous Ring feature that will ring your phone and Nomorobo at the same time. Furthermore, you may request Nomorobo to add phone numbers to its database by going to its website. Your provider, like mine, may also have a way to block calls on its website.

What about my cell phone? It is even easier to block unwanted calls. If you have an Android phone, just go to Recent Calls, select the phone number and then Details. Under Details you will see a choice to block the call. Depending on the Android version finding the Recent Calls Details varies.

What about you iPhone? Basically, it works the same way if you have IOS 7 or later. Open the phone app. Select the Recents tab at the bottom. Click the 'i' symbol next to the unwanted number, scroll down and tap Block this Caller. Confirm your decision. Microsoft cell phones work in a similar manner. Tap the phone app on the start screen, swipe to history, tap and hold the caller you want to block, and tap block number.

I also have one other option using my Panasonic phone system. You may link two cell phones to the Panasonic phone system. When linked via Bluetooth, the main Panasonic phone unit will show a lighted LED, one for each linked cell phone. When a cell phone call comes in, it will ring on your Panasonic landline system as well as your cell phone. Likewise, you may use the Panasonic system to call out on either of your cell phones. When you finally drop your landline system, the Panasonic Phone system, in my case with five phones around the house, will be a godsend. With unlimited cell phone service becoming extremely cheap, this is an option. Now you can answer or call over your cell phone network from any phone in the house. Even more, the Panasonic system has much better sound.

Hopefully, when you have activated some of the features I mention here,, you will have some peace and quiet. 

Bart Koslow, is the Review Editor, Channel Islands PCUG, CA  
This article first appeared in *The Outer Edge*, [www.cipcug.org](http://www.cipcug.org) bart (at) koslow.net

# News to Use



Mike Seiler

## Windows SIG is on vacation

Mike Seiler, the Windows SIG leader, has decided to take a few months off from the SIG. He asks that you keep sending him your questions. Several of the past SIG's topics were because of the questions he received. Just send your questions to: [w10sig.ckcs@gmail.com](mailto:w10sig.ckcs@gmail.com) There will be no Windows SIG this month.

## Word Processing SIG this month meets on September 11.

Since the Windows SIG won't be meeting in September on the second Tuesday, Jerry Heaton will take that time slot for the Word Processing SIG. Members and guests are invited to join him on Tuesday, September 11, at 7 p.m.

A few of the topics Jerry Heaton will cover:

- Make your Word Processing program more user friendly.
- Tricks to adding pictures to documents and emails.
- The handy autocorrect feature.
- Using spell check and grammar check and the dictionary.
- Using symbols.
- A lot of basics you may have forgotten or perhaps never knew.



Jerry Heaton

His session always begins with a question and answer session.

## Door Prizes for Tech Night

Starting a few months ago, one lucky member who attends our monthly Tech Night event, wins a door prize. The winner gets to select one of three items offered by the Board of Directors. Last month the winner, Cathy Rundell, took home an Echo Dot (2nd generation) which is a small speaker that serves as a voice assistant, providing an alarm clock and which can also stream music, read you the news, look up information, dictate your shopping list or control compatible smart home devices. The winner's name is selected, among those present, by computer program.

The September winner may choose from an Amazon FireTV Stick, a Targus 4-port hub, or a universal tablet or phone mount for a tripod. The three prizes vary from month to month.

**CKCS**



# CKCS 2018 Fall Class/Workshop Schedule

## Classes

### Introduction to Photoshop Elements for Windows PC

Monday afternoons  
1 p.m. to 3 p.m.  
Sept. 10,17,24, Oct. 1,8,15

### Exploring the World of Photography\*

Monday afternoons  
1 p.m. to 3 p.m.  
Sept. 10,17,24, Oct. 1,8,15

### Is Windows 10 Driving you Crazy?

Monday & Thursday afternoons  
1 p.m. to 3 p.m.  
Oct. 29, Nov. 1,5,8,12,15

### Flash Photography (\$30)\*

Monday afternoon  
1 p.m. to 2:30 p.m.  
Nov. 5, 12

### Photo Stitching (\$30)\*

Monday afternoon  
1 p.m. to 2:30 p.m.  
Nov. 19, 26

### Computer Basics for Windows 10

Thursday morning  
10 a.m. to noon  
Oct. 18,25, Nov. 1,18,15,29

### Organizing Your Computer Files for Windows 10 (\$30)

Thursday morning  
10 a.m. to noon  
Sept. 13, 20, 27

### Get More Out of Your Mac

Friday morning  
10 a.m. to noon  
Sept. 14, 21,28, Oct. 5,12,19

## Workshops

### Fixing Up your Photos (and Other Things) Using FastStone Digital Imaging (Windows PC only)

Wednesday September 19  
1 p.m. to 4 p.m.

### Secrets of Your iPhone\*

Wednesday September 26  
1 p.m. to 4 p.m.

### Posing Individuals and Groups\*

Wednesday, October 10  
1 p.m. to 4 p.m.

### Making a Photo Book using Shutterfly

Wednesday, October 10  
1 p.m. to 4 p.m.

### Understanding Facebook

Wednesday, October 17  
1 p.m. to 4 p.m.

### 30 + Tips to Using the Internet\*

Wednesday, October 31  
1 p.m. to 3 p.m.

### Secrets of Your iPad\*

Wednesday, November 14  
1 p.m. to 4 pm



# Course/Workshop Descriptions

## Classes

**Introduction to Photoshop Elements for Windows PC**...In this introductory course we will learn to use the tools of this program to do basic photo enhancements including quick fixes, cropping, cloning, spot healing, red eye removal, levels, and adding borders. We will also discuss photo considerations prior to printing, introduction to layers, converting images to black and white, enhancing and restoring old photos, adding text, using brushes, graphics, adjustment layers, templates, special features, filters, and creating a slide show.

**Exploring the World of Photography\***...Topics covered will include, white balance, DOF (depth of field), aperture, shutter speeds to blur motion and stop motion. We will show how to photograph close up with the lens you already have. We will demonstrate close up and micro photography techniques with other lenses. You will learn how to correctly use common filters (polarizers and ND - neutral density). We will introduce you to infrared photography with your camera using our filters.

Weeks 1,3, and 6 will be held in the classroom and weeks 2, 4, and 5 will be held on location. The locations are the Arboretum, Henry Clay's home and Jacobson Park. You should bring filters if you have them. Filters will be available for the class to use for those who do not have filters. Bring your camera with fully charged battery, memory card, thumb drive and your camera manual.

**Is Windows 10 Driving you Crazy?**...Learn how to navigate in Microsoft's newest operating system by changing the Windows 10 Start Screen to make it more user friendly. You will install several free programs and learn how to use them, including a free word processor that is as robust as Word. We will look at computer security and how to back up your computer in case a disaster should occur. Also, we will look at OneDrive, Microsoft's cloud storage system, and how to use it to share your pictures with friends and family

**Flash Photography (\$30)\***...Learn how to use your built-in flash, an external flash and a soft box to take better pictures. The first class will be instructional, the second class will be to review your work and provide corrective assistance. Bring your camera with fully charged battery, memory card, thumb drive, your camera manual, and a flash, if you have one.

**Photo Stitching (\$30)\***...Learn how to use your post processing program to stitch 2,3,4 or more photos together to make one panoramic photograph. The first class will teach you how to stitch the photos. We will be demonstrating using Adobe Elements and PhotoShop. The second class will be spent reviewing your work and providing technical assistance. Bring your camera with its battery fully charged, memory card, thumb drive and your camera manual.

**Computer Basics for Windows 10**...Learn the fundamentals of using a Windows 10 personal computer. Learn to use various aspects of the Microsoft Word Processing program, including manipulating text and inserting graphics into a document. Basic filing and basic file management are introduced. The final class of this course deals with the basics of email and use of the Internet.



**Organizing Your Computer Files for Windows 10 (\$30)**...This class will enable the student to understand how Windows 10 personal computer filing works, set up a plan for organizing files, move files from one storage device to another, use nifty time-savers in moving a large number of files at once and understand how to make and use folders. CKCS Computers will be used for Lessons 1 & 2. Each attendee should bring his/her own laptop or a flash drive containing personal files for Lesson 3. Each person will have a chance to practice on his/her own files before leaving the class. A flash drive is required for class.

**Get More Out of Your Mac**...You use your Mac computer every day, but you probably only use a fraction of the shortcuts and tips that are built into your Mac's operating system. This course will teach you basic tips and shortcuts to help you become more productive and get work done faster. These tips work with the latest Mac operating system versions including High Sierra, Sierra, and El Capitan. This six-week course will help you become more proficient in using your Mac. There are dozens of settings you can turn on or off, System Preferences that can be customized, and shortcuts that make using your Mac more enjoyable. Students need a basic knowledge of the Mac operating system and how to use a mouse, trackpad or trackball to utilize the screen commands

## **Workshops**

**Fixing Up your Photos (and Other Things) Using FastStone Digital Imaging (Windows PC only)**...Do you want to fix up and work on your pictures without paying a lot of \$\$\$\$ on a digital imaging program? We'll look at FastStone. FastStone is an extensive digital imaging program that is free and does a wide variety of things. In this workshop, you will learn how to dress up your pictures, crop, brighten or darken, create contact sheets, create a slide show that can include music and lots more. We will show you how to download the program along with a great syllabus.

**Secrets of Your iPhone\***...Learn important (and hidden) functions of your iPhone. Learn how to download apps, move them, nest them and delete them. Learn how to get better photos with your phone, organize your pictures, and send them in text and emails. Texting messages and using Siri will also be covered. Participants should bring their iPhone and know (or bring) their Apple ID and password.

**Posing Individuals and Groups\***...Learn the correct way to take individual, couple, small and large group photos. Learning how to pose your subjects will make your pictures look professional.

**Making a Photo Book using Shutterfly**...In this workshop the attendees will learn how to prepare pictures for a photo book, how to transfer pictures to the Shutterfly workspace, and then organize the pictures from the front to the last page of the book. Finally, we will go through the steps to ordering the book and applying coupons to reduce the price. For this scenario, attendees will use pictures supplied by the instructor. We will be using a program called Shutterfly.

**Understanding Facebook**...Students will learn how to maintain a Facebook page on the Windows PC. The Profile page and Home page will be explained. How to find friends, make a



post, edit and respond to posts, prioritizing news feeds, checking privacy settings, unfriending and blocking friends, and deleting and deactivating your Facebook account are some of the features covered.

**30 + Tips to Using the Internet\***...Whether you are working on a word document, a digital image or other project, you probably will be using the internet to gather more information, capture images or find explanations on how to do something. We will be using Google Chrome to explore ways to find things on the internet and of how to exclude things from a search, to how to search for specific words or string of words. We will cover handy things like the snipping tool, using the internet as a dictionary, Thesaurus, calculator and lots more.

**Secrets of Your iPad\***...Learn key information about many pre-installed apps on your iPad. Learn some important functions in settings, how to arrange, nest, download and delete apps. Sending emails and texts will be covered. Taking better photos, making folders, and sending them will be demonstrated. Face-time will be included if time permits. Participants should bring their iPad updated with the latest operating system and know (or bring) their Apple ID and password.

\* These classes or workshops meet in the main room and their class size is determined by the instructor. All other classes meet in the computer classroom and are limited to eight students.

Students may use their own portable computers if they have the appropriate software installed (this is at the discretion of the instructor). CKCS cannot provide copies of the proprietary software.

COSTS: All classes have a fee payable to CKCS of \$60 and Workshops have a fee of \$30, unless stated otherwise (see above).

**CKCS members get a 20 percent discount on all class, seminar, and workshop fees.**

BY PHONE (859) 373-1000  
**TO ENROLL** Office hours: Monday thru Thursday 10 a.m. to 4 p.m. Friday 10 a.m. to 1 p.m.  
IN PERSON 160 Moore Dr. Suite 7

We accept cash, check, or credit card.

This schedule prepared for this newsletter by Mike Seiler  


# Yes, MetroNet did visit CKCS in August

By Jerry Heaton

Two representatives from Lexington's newest internet service provider, MetroNet, made a presentation during Tech Night on August 13 about plans to make Lexington a "Gigabyte City". They were Tana Williamson, the marketing coordinator, and Robert Bartley, the direct sales associate manager for Kentucky.

I am glad I attended, for I learned several things.

- (1) A lot of people are interested in what is on the horizon for Lexington. We had a full house of members and guests to hear what MetroNet had to say. Fortunately, we had enough chairs for everyone.
- (2) Although much effort is underway to lay fiber optic cable all over the city, the job won't be completed for about three years.
- (3) I was surprised to learn that already some Lexington citizens are online with the high-speeds fiber internet.
- (4) The plan is to provide every homeowner the opportunity to have up to a gigabyte of internet speeds over fiber wires that will be installed directly to their devices, in their house.

MetroNet will offer four levels of internet. 100MB download / 25MB upload; 200MB / 75MB; 500MB / 100MB and 1 gigabyte (1000 megabytes) download / 250MB upload speeds. Initially, new subscribers who order 100 megabytes of fiber service will get one gigabyte of service for a period of six months, to allow the customer to get the feel of what a gigabyte speed is like. They believe, after the trial period the customer won't want to go to a slower speed. A full gigabyte speed will be priced at less than \$100 a month.

With these speeds, multiple users are able to download and upload, share files and stream audio and video all at the same time with no effect on performance. And no buffering!

Their primary interest is the internet, as they will also offer customers TV and phone service at what they call "pass-thru prices" they charge what it costs them for the channel package you choose. All major movie channels will be available. Of course customers may choose to get their TV stations over internet devices they own, such as Play Station View, YouTube TV; DirecTV Now, Apple TV, Roku, etc.

There is no contract to sign. There will be local offices and the call center will be in Lexington.



**CKCS President Brooke Thomas, right, discusses plans for the evening program with Robert Bartley, Direct Sales Associate Manager for Kentucky and Tana Williamson, Marketing Coordinator**



Robert Bartley presented MetroNet's plan and schedule for Lexington.

Above photo by Boone Baldwin



Bill Cornett, left, holding fiber optic cable end talks with Aaron Rice relaying information by radio. The two work for Triple D Communication, the company which is doing much of the installation for MetroNet.



Fiber optic cable, about a mile away, being pulled underground. Underground internet cable is less likely to be interrupted by storms. These pictures taken on Clays Mill Road.

Photos by Jerry Heaton





# APCUG Digital Photo Contest Announced

## 2018 Digital Photo Contest

**\*\*Contests are only open to APCUG-member groups\*\***  
CKCS is a member of APCUG

APCUG is pleased to announce its 2018 Photo Contest. It will again showcase the talents of its member group photographers! Somewhere inside of all of us is a creative genius just waiting for the chance to grab the spotlight and APCUG wants to give CKCS members this opportunity. CKCS is a member of APCUG. Judges will select the 1st, 2nd and 3rd place winners in each category. So, grab those digital cameras or smartphones and start shooting!

### Contest Rules

- Photographers who won in 2016 are not eligible to enter the 2018 contest
- The contest begins on August 15 and ends September 30
- One photo may be entered in each of four categories
- Entries are to be submitted via email in .jpg format, not to exceed 4MB each
- Each entry will receive an acknowledgement e-mail
- Entries must be taken with a digital camera
- Entries can be color or black and white
- Light editing is allowed
- Photos must be no larger than 8 ½ x 11 when printed. Panoramic prints are accepted but should not exceed the same area as 8 ½ x 11 (93 square inches)
- Photos are to be without borders
- Entrants will be judged for 1st, 2nd, and 3rd place under the below criteria

### Categories

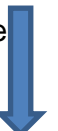
- A. People
- B. Animals
- C. Landscape
- D. Architecture – Urban design, cityscapes, & landmarks

### Judging Criteria

- Composition (5 points)
- Technical Skill (5 points)
- Visual Impact (10 points)

Email your .jpg entries to: [digitalphotocontest@apcug.org](mailto:digitalphotocontest@apcug.org) . Please send one e-mail per photo and include the category in the subject line as well as your name.

Subject: People – Josephine Doe



All entries must have an email date stamp no later than September 30, 2018.

\*\*Include the following information in the body of each e-mail (one photo per e-mail):

- Category and name of photo
- Your name and e-mail address
- Name of group **CKCS**
- Name of president and email address: Brooke Thomas, [brooke.thomas@ckcs.org](mailto:brooke.thomas@ckcs.org)

\*\*Please save your photos using the following format: category\_lastnamefirstname\_usergroup initials\_picture name.

For example:

animal\_smithbob\_ccokc\_woodchuuck.jpg travel\_smithbob\_ccokc\_botanicalgardensantodomingo.jpg  
people\_smithbob\_ccokc\_girlinreddress.jpg architecture\_smithbob\_ccokc\_okcskyline.jpg

\*\*Entries received without the complete information will be returned.

*You retain ownership and all rights to your photograph; however, by entering the contest, entrants grant APCUG permission, royalty-free, to publish submitted photos on the organization's website and/or Reports newsletter. Any photograph reproduced will include a photographer credit as feasible.*

**CKCS**

**Tweak your computer skills**

**Enroll in a CKCS class or workshop**

**(859) 373-1000**



# New Members and Renewals

During the period from 7/22/2018 to 8/21/2018

We welcome the following new members during this reporting period

Judy Logan  
David Oliver  
Justine Yoneda

We thank and welcome the following members who renewed their memberships during this reporting period:

Mary Atchison  
Dwight Auvenshine  
Ray Davis  
George M. Ely  
Harold Falconer  
Debby Giannini  
Earleen S. Ginter  
James Hughes  
William & Carole Palmer  
Gloria F. Prewitt  
Cathy A. Rundell  
Marian O. Selke  
Shirley Smith  
Jo Stratton  
Jerry & Sue Ann Truitt

Information furnished by CKCS Board of Directors member Ben Rice ([ben.rice@ckcs.org](mailto:ben.rice@ckcs.org))

CKCS

## BACK TO BASICS

# Software (Apps) Upgrades

By Jim Cerny, Instructor, Sarasota Technology User Group, Florida

Software – those programs and apps that you use every day – almost every one of them will require you to upgrade or download a newer version sooner or later. Some apps get updated very frequently, especially the more popular ones. In this article we hope to soothe your fears and give you some helpful tips when doing your upgrades.

You are, hopefully, happily using your device when you get a notice on Windows (lower right corner notification area of your desktop screen) or on your iPad or iPhone (a red circle appears on your “App Store” icon with a number) that updates are waiting for you to download. Almost always you will want to download them – that is, perform the update – soon.

Updates contain “fixes” to the software that the owners of that software would like to make available to you, so that’s a good thing. I also believe that updates also contain new advertising that will display while you are using the app. So, it is a mixed blessing, but you still should install the update anyway.


If you are NOT getting these notices to update, your device may have the option turned on which “auto-updates” your apps for you. Many people may wish to turn on this option.

In Windows 10, you can use the search bar in the bottom left to search for “Windows Update Settings,” when there, select “Advanced Options” and then look to make sure that “Automatic” is selected.

For iOS devices (iPad, iPhone) tap the Settings icon on your home screen, then scroll down to and select “iTunes & App Store”. Scroll down to “AUTOMATIC DOWNLOADS” which then lists the things you may select from – the “Updates” button/slide should be green to have your updates downloaded automatically.

To install updates on your iPad or iPhone, touch the App Store icon and then touch “Updates” at the bottom of the screen. You will see a list (one or more) of the updates that are needed. You can touch each “update” box to do each one individually or you can touch the “update all” box to do them all. A blue circle will fill in gradually to show you the update is being installed.


To install an update in Windows, just click in the notification box that appears and follow the instructions. What I find much easier for me is to use the free utility program/app Glary Utilities. Running Glary Utilities will tell you what needs to be updated on your Windows computer and will allow you to download each update, one at a time. Glary prevents you from searching for the right website and hoping you are downloading the correct update.

Applying updates as they become available is a good idea. Someday maybe they will have an update to my brain that I can download, wouldn’t that be nice? 

Jim Cerny is an instructor  
for the Sarasota Technology User Group, Florida  
This first appeared in the *STUGMonitor*  
[www.thestug.org](http://www.thestug.org) jimcerny123 (at) aol.com

Not a member ?  
We invite you to join CKCS

Here is how: It is simple and quick



Call (859) 373-1000 and a friendly office supervisor will be glad to help you.

or

Stop by the CKCS Resource Center at 160 Moore Drive, Lexington 40503.

Office hours Monday through Thursday, 10 a.m. to 4 p.m.

Friday 10 a.m. to 1 p.m.

We need you and will welcome you as a full-fledged member.  
Members are eligible to attend all Special Interest Group sessions.

Members receive a discount on all classes, workshops, and seminars

Follow us on facebook and see the latest notifications.

facebook



<https://www.facebook.com/CKCS.org/>

# September 2018 CKCS SIG Schedule

Larry Trivette prepared this special SIG calendar for this newsletter.

Monday	Tuesday	Wednesday	Thursday	Friday	Saturday
27 Aug	28 Aug	29 Aug	30 Aug	31 Aug	1 Sep
					<p>10 a.m.  <b>Dr. Fixit, iHelp, &amp; Android Help</b>            Bring in your problem PC, iPhone, iPad, Mac or Android device and we'll try to help</p>
3 Sep	4 Sep	5 Sep	6 Sep	7 Sep	8 Sep
			<p>9 a.m.  <b>Photography Chat</b></p> <hr/> <p>1:30 p.m.  <b>Tech Chat</b>            BOB BROWN</p> <hr/> <p>7 p.m.  <b>Board of Directors</b></p>		
10 Sep	11 Sep	12 Sep	13 Sep	14 Sep	15 Sep
<p>7 p.m.  <b>Tech Night</b>            Computer Techniques and Tools for Digital Photography            JOE DIETZ</p>	<p>7 p.m.  <a href="#">Word Processing</a>            JERRY HEATON</p> <hr/> <p><b>Windows 10</b>            NO MEETING THIS MONTH</p>		<p>9 a.m.  <b>Photography Chat</b></p> <hr/> <p>7 p.m.  <a href="#">Mac &amp; iPad</a>            KURT JEFFERSON</p>		
17 Sep	18 Sep	19 Sep	20 Sep	21 Sep	22 Sep
			<p>9 a.m.  <b>Photography Chat</b></p> <hr/> <p>7 p.m.  <a href="#">Access Database</a>            STUART ZAHALKA</p>		
24 Sep	25 Sep	26 Sep	27 Sep	28 Sep	29 Sep
<p>7 p.m.  <b>FoxPro Database</b>            GARLAND SMITH</p>	<p>7 p.m.  <a href="#">Digital Photography</a>            JOE DIETZ</p>		<p>9 a.m.  <b>Photography Chat</b></p> <hr/> <p>7 p.m.  <a href="#">Unix/Linux</a>            LEWIS GARDNER</p>		

# This Month's Best Videos / Shows

## SUGGESTIONS:



To view a video, just click on the appropriate link below. Once you finish viewing a video, if you maximized the video to full screen, minimize the image by clicking that same full screen icon.

Then click on the arrow in the upper left corner of your monitor. The arrow should look like one of the images at left. That should return you to the video page in the newsletter.

---

*How to change the world*

<https://youtu.be/3sK3wJAXGfs>

*Furnished by Jerry Heaton*

*Alaska fisherman feeding bald eagles*

[https://www.youtube.com/watch?time\\_continue=6&v=y0pOndzESnY](https://www.youtube.com/watch?time_continue=6&v=y0pOndzESnY)

*Furnished by Mike Seiler*

*Amateurs at work*

[https://www.youtube.com/watch?time\\_continue=2&v=0BLsYRfgHWI](https://www.youtube.com/watch?time_continue=2&v=0BLsYRfgHWI)

*Furnished by D. Stans*

*These towns embrace darkness! Really!*

[https://www.youtube.com/watch?time\\_continue=9&v=053JySSFyfQ](https://www.youtube.com/watch?time_continue=9&v=053JySSFyfQ)

*Furnished by Jerry Heaton*

*When animals show love to humans*

<https://www.youtube.com/watch?v=wXCG6EX5Lek>

*Furnished by D. Stans*

*Baby hummingbirds life cycle from start to finish*

<https://www.youtube.com/watch?v=s-PR0Egcm8k>

*Furnished by Jerry Heaton*

*Michael Alf Tro plays Boogie Woogie Stomp*

[https://www.youtube.com/watch?time\\_continue=2&v=wwx\\_UsJ2U5c](https://www.youtube.com/watch?time_continue=2&v=wwx_UsJ2U5c)

*Furnished by D. Stans*

*Real life trick shots*

[https://www.youtube.com/watch?time\\_continue=2&v=VRJmcxCrAOA](https://www.youtube.com/watch?time_continue=2&v=VRJmcxCrAOA)

*Furnished by Jerry Heaton*

*Amazing space saving and transformative furniture*

[https://www.youtube.com/watch?v=Bcr\\_KBCmVPE](https://www.youtube.com/watch?v=Bcr_KBCmVPE)

*Furnished by Bill Heaton*

*Flying with the birds*

[https://www.youtube.com/watch?time\\_continue=2&v=5QAjfH05IUE](https://www.youtube.com/watch?time_continue=2&v=5QAjfH05IUE)

*Furnished by D. Stans*

*Largest yellow-jackets nest – perhaps ever*

<https://www.youtube.com/watch?v=UQJroVKXMoY>

*Furnished by Bill Heaton*

CKCS

# A few Funny Pages / Useful Information

## Time Gets Better With Age

I've learned that I like my teacher because she cries when we sing "Silent Night." Age 5

\*

I've learned that our dog doesn't want to eat my broccoli either. Age 7

\*

I've learned that when I wave to people in the country, they stop what they are doing and wave back. Age 9

\*

I've learned that just when I get my room the way I like it, Mom makes me clean it up again. Age 12

\*

I've learned that if you want to cheer yourself up, you should try cheering someone else up. Age 14

\*

I've learned that although it's hard to admit it, I'm secretly glad my parents are strict with me. Age 15

\*

I've learned that silent company is often more healing than words of advice. Age 24

\*

I've learned that brushing my child's hair is one of life's great pleasures. Age 26

\*

I've learned that wherever I go, the world's worst drivers have followed me there. Age 29

\*

I've learned that if someone says something unkind about me, I must live so that no one will believe it. Age 30

\*

I've learned that there are people who love you dearly but just don't know how to show it. Age 42

\*

I've learned that you can make someone's day by simply sending them a little note. Age 44

\*

I've learned that the greater a person's sense of guilt, the greater his or her need to cast blame on others. Age 46

\*

I've learned that children and grandparents are natural allies. Age 47

\*

I've learned that no matter what happens, or how bad it seems today, life does go on and it will be better tomorrow. Age 48

\*

I've learned that singing "Amazing Grace" can lift my spirits for hours. Age 49

\*

I've learned that motel mattresses are better on the side away from the phone. Age 50

\*

I've learned that you can tell a lot about a man by the way he handles these three things: a rainy day, lost luggage, and tangled Christmas tree lights. Age 51

\*

I've learned that keeping a vegetable garden is worth a medicine cabinet full of pills. Age 52

\*

I've learned that regardless of your relationship with your parents, you miss them terribly after they die. Age 53

\*

I've learned that making a living is not the same thing as making a life. Age 58

\*

I've learned that life sometimes gives you a second chance. Age 62

\*

I've learned that you shouldn't go through life with a catcher's mitt on both hands. You need to be able to throw something back. Age 64

\*

I've learned that if you pursue happiness, it will elude you. But if you focus on your family, the needs of others, your work, meeting new people, and doing the very best you can, happiness will find you. Age 65

I've learned that whenever I decide something with kindness, I usually make the right decision. Age 66

\*

I've learned that everyone can use a prayer. Age 72

\*

I've learned that even when I have pains, I don't have to be one. Age 74

\*

I've learned that every day you should reach out and touch someone. People love that human touch - holding hands, a warm hug, Or just a friendly pat on the back. Age 76

\*

I've learned that I still have a lot to learn. Age 80

Furnished by Harvey Shackelford

.

CKCS

Our Dr. Fixit and iHelp volunteers solve  
problems  
on members' sick computers, tablets,  
and phones

**Just bring your CPU or laptop computer. CKCS has keyboards and monitors on hand. They try to solve your problem or recommend what you need to do. Make sure portable items are fully charged.**

**FIRST SATURDAY OF EACH MONTH  
10 A.M. to Noon**

# Supporting CKCS for more than 25 Years!



859.225.1700

- . New and Used Computers
- . Computer Repairs and Parts
- . Surveillance Cameras Installation
- . Smartphone Screen Repair

www.KyTrade.com

NOW OFFERING  
SMARTPHONE &  
TABLET REPAIR!



Visit our store and  
mention this ad to get  
**10% OFF**  
on any service!

## Lexington's Most Complete Computer Store!

We are at 373 Virginia Ave., near So. Broadway and the University of Kentucky

### FREDDY's TOP TIPS TO IMPROVE YOUR COMPUTER PERFORMANCE AND SECURITY:

- » **Upgrade your hard drive to a SSD (Solid State Drive):** now 120GB and 250GB SSD drives cost under \$100.00; the SSD positive impact on the performance of a computer is simply unbelievable.
- » **Do Image Backups of your computer:** of the whole computer (OS, programs, settings, everything) and **no only your documents and personal files;** use Acronis Backup Software to do monthly (and weekly) completely unattended image backups of your computer to a second hard drive (a USB connected one but preferable an internal one).
- » **Use MalwareBytes software to protect against malware:** and better yet use the Premium version (only \$15 per computer per year);
- » **Windows 10 is GOOD and free** (for existing Windows 7 and Windows 8 computers)! Welcome back to the Windows 7 like interface that most everybody feel at home with. Please be also aware that Windows 10 expand the amount of information obtained by Microsoft from your computer usage (more on it can be read at many places online including <http://www.polygon.com/2015/7/31/9075531/windows-10-privacy-how-to>).
- » **Make sure that you are visiting the website that you really want to visit;** there are many misleading sites that try to trick you into believing that they are the intended legit site ... but they are not! Be careful with the spelling of the name of a site; be careful with the first "findings" of the search engines; most times they are no findings but (many times deceptive) advertising.
- » If somebody call you about the "problems of your computer" **simply hang off;** they are not legitimate people so do not even waste your time even threatening them.

Aug '15



## Lexington's Most Complete Computer Store!

We are at 373 Virginia Ave., near So. Broadway and the University of Kentucky

859.225.1700

www.KyTrade.com

KyTrade IS A CORPORATE PARTNER OF CKCS



# CKCS List of Special Interest Groups

Each month the Central Kentucky Computer Society offers ten Special Interest Groups (SIGs) which may be attended by members and their guests. Visitors are cordially invited to become active CKCS members. Starting times of SIGS are as indicated in the listing. Always check the “Monthly Schedule” and the “Newsletter” link on the CKCS home page for any schedule changes [www.ckcs.org](http://www.ckcs.org).

## DATABASE SIG

**Meets monthly on the fourth Monday at 7 p.m. – Leader Garland Smith**

## DIGITAL PHOTOGRAPHY SIG

**Meets monthly on the fourth Tuesday at 7 p.m. – Leader Joe Dietz**

The Digital Photography Special Interest Group is a forum to provide and share information about digital imaging. The SIG frequently has guest speakers to cover a wide range of topics that are related to digital imaging. Some of our past topics have been on digital archiving (AKA Backup), getting the best out of your point-and-shoot camera, effective lighting when taking pictures, restoring old photos, and many others. The goal of this SIG is to help attendees to better understand digital imaging, learning how to get the best out of their cameras and how to improve their images with digital imaging software such as Corel’s Paint Shop Pro, Photoshop CS/Elements, Gimp, or other programs. Each meeting starts with a photo contest with a variety of different categories.

## DR. FIXIT SIG

**Meets monthly on the first Saturday at 10 a.m. – Leaders are Bob Brown, Ben Rice, James Osborne, and Mike Seiler**

Bring in your sick computer for evaluation. Our “experts” will diagnose the problem and if possible make simple repairs. All you need to bring is the CPU. Our leaders will use a mouse, and monitor, we have on hand.

## iHELP SIG

**Meets monthly on the first Saturday at 10 a.m. in the classroom. iHelp leaders Jeannine Essig, Lilly Crawley, Janet Cartmell, Kurt Jefferson, Joe Settles, Brooke Thomas, and Joe Dietz**

Bring your questions about Apple iPhone, tablets, and computers. Our iHelpers offer one-on-one advice and suggestions. Your devices you bring should be fully charged.

## MAC AND IPAD SIG

**Meets monthly on the second Thursday at 7 p.m. – Leader Kurt Jefferson**

Attendees are encouraged to bring their Mac laptops and iPad tablets to experience firsthand the tips provided at each meeting. Whether you’re a beginner to the Mac or iPad, or you’ve been using both devices for several years, you will walk away with plenty of tips, tricks, and advice to make your computer experience more enjoyable. The Mac and iPad SIG tackles issues to help make both Apple’s Mac computers or its iPad tablet easier to use and more enjoyable. We deal with a variety of topics ranging from Mac OS X (pronounced “10”) to iOS, the operating system running Apple’s iPad. We share tips at every meeting and provide insights to empower users to get more out of their Macs and their iPads. Users, you’ll walk away with plenty of tips, tricks, and advice to make your computing experience more enjoyable.



# MICROSOFT ACCESS SIG

Meets monthly on the third Thursday at 7 p.m. – Leader Stuart Zahalka

# TECH CHAT SIG

Meets monthly on the first Thursday at 1:30 p.m. – Leader Bob Brown

Keeping up with personal and home technology is getting harder. New products and new internet services are coming rapid fire. The purpose of the Tech Chat Group is to talk about technology as it happens. We are trying to stay aware of new ideas and understand what impact they will have on us.

# WINDOWS SIG

Meets monthly on the second Tuesday at 7 p.m. – Leader Mike Seiler

Topics covered may be: Windows 10, Cortana, Edge, Alarms & Clock, Photos, Google Maps, Spotify, Settings, Mail, Control Panel, System Restore, Disk Cleanup, Desktop, Taskbar.

# WORD PROCESSING SIG

Meets monthly on the first Tuesday at 1:30 p.m. – Leader Larry Trivette

The Word Processing SIG starts with questions from classmates where the SIG leader and all attending help provide solutions and answers. In fact, many of the topics presented during each session come from questions received by email during the month. Topics are presented so that new, as well as advanced, computer users will benefit by attending. This workshop uses several Microsoft Word versions during the SIG.

# UNIX / LINUX SIG

Meets monthly on the fourth Thursday at 7 p.m. – Leader Lewis Gardner

The Linux SIG handles a wide range of technical topics. Linux is based on Unix, which is the granddaddy of modern networking. We spend a considerable amount of time on servers, networks, routers, access points, and general network configuration. These operating systems are at the heart of many devices in our increasingly connected world. Come out and we will try to get your questions answered, troubleshoot your problems, or configure your devices. 