



Central Kentucky Computer Society

CKCS Resource Center, 160 Moore Drive, Suite 107, Lexington, Kentucky 40503 (859) 373-1000 www.ckcs.org

July 2019.

© Central Kentucky Computer Society Inc.

Vol. 34 No.7

The Drones are returning to CKCS

Tech Night

7 p.m., Monday, July 8, 2019



Jaime Simpson

This will be the third occasion that Jaime Simpson, of Compu-Tech Aerial Solutions, will present a program involving the latest additions to the fast-paced Drone industry. He will give an overview of the newest technology, information about commercial Drone flying versus the hobbyist, and the features of the different models of drones. All this will occur at CKCS on Monday, July 8, at 7 p.m.

Hopefully the weather will cooperate, and he will be able to take the drone outside to show the speed and accuracy of the drone when taking off, flying and then landing. We will then return to the building to see the footage that is shot during the flying demonstration.

Jaime is an FAA licensed commercial drone pilot and specializes in aerial video photography and photogrammetry. He will share how he uses drones in his work and the other commercial uses for drones.

Join us for the Return of the Drones. It is always an exciting evening with this evolving technology.



CKCS

**SEE WHAT IS IN YOUR NEWSLETTER
THIS MONTH**

Contents

The Drones are returning to CKCS.....

 CKCS Officers and Board of Directors Re-elected.....

 New Newsletter Editor

News to Use

Computer tips from CKCS members and friends

 My Favorite Computer Game.....

Digital Photography Special Interest Group.....

 2019 "Hall of Fame" Photo Contest.....

 June Digital Photography Contest Winners

June Picnic Review

CKCS 2019 Summer Classes/Workshops

CKCS 2019 Fall Classes/Workshops

Windows Special Interest Group

New Members and Renewals.....

July 2019 CKCS SIG Schedule

This Month's Best Videos / Shows

CKCS List of Special Interest Groups.....



**Central Kentucky
Computer Society**
Incorporated

CKCS Resource Center
160 Moore Drive, Suite 107
Lexington, Kentucky 40503
(859) 373-1000
www.ckcs.org

OFFICERS
Tenure ends June 30, 2020
President: Brooke Thomas
Vice-President: Joe Dietz
Secretary: Larry Trivette
Treasurer: Jim McCormick

DIRECTORS
Tenure ends June 30, 2020
Boone Baldwin
Toni Greider
Jan Landers-Lyman
Ben Rice
Mike Seiler

Tenure ends June 30, 2021
Bob Brown
Janet Cartmell
Larry Mitchum
Eugene Potter
Pennie Redmond

Webmasters Bob Brown, Wendell Curtis
Office Coordinator Jan Lyman
Office Supervisors Bob Brown
Wendell Curtis
Tracy Elton
Nancy Kolacz
Jan Lyman
Mike Seiler
Lydia Short
Julia Steanson
Larry Trivette
Alternate Supervisors Jenny Brown
Nancy Bowling
Kathy Davis
Gale Greer
Marie Han
Nita Martin
Toni Greider
John Plumlee
Sandra O'Neal
Helen Pope
Dottie VanWinkle
Calendar Wendell Curtis
Mail Chimp Mgr. Larry Mitchum
Refreshment Center Jim Hughes
Newsletter Editor Larry Trivette
Proofreaders Wendell Curtis
Bob Flynn
Toni Greider
Frankie Harvener
Bill Heaton
Ben Rice
Mike Seiler

Submit items for publication to:
newsletter@ckcs.org

President's Comments

By Brooke Thomas
president@ckcs.org




CKCS OFFICERS AND BOARD OF DIRECTORS RE-ELECTED

I am pleased to announce that four officers and five board members were re-elected at the general meeting/picnic in June. The officers for this year are Brooke Thomas, president, Joe Dietz, vice-president; Jim McCormick, treasurer; and Larry Trivette, secretary. The five directors who were re-elected are Bob Brown, Janet Cartmell, Larry Mitchum, Eugene Potter, and Pennie Redmond. They will serve a two-year term. The five board members whose terms end in 2020, are Boone Baldwin, Toni Greider, Jan Landers-Lyman, Ben Rice, and Mike Seiler. We are very lucky to have such a hard-working Board of Directors. Everyone on the board not only perform board duties, but they have assumed many other responsibilities that keep CKCS running smoothly and efficiently.

NEW NEWSLETTER EDITOR

Kurt Jefferson has volunteered to become the new Newsletter Editor for CKCS. He has a long history with CKCS. He joined CKCS in the mid-1990's and was formerly on the CKCS Board of Directors. He participated in CompuLex back when CKCS held the region's major computer show more than 20 years ago. He joined the local NBC affiliate (WLEX-TV) as a reporter/photographer and worked there for several years before moving to the online division of the Herald Leader (which was originally known as KentuckyConnect.com and, later, Kentucky.com). He has always believed in the CKCS mission: Empowering folks so they can embrace technology to improve their lives.

He is the instructor for the classes taught on the Mac



From left; Jerry Heaton, retiring editor, Larry Trivette, interim editor and Kurt Jefferson, future editor, planning the transition.

Minis, the advanced iPad class and he holds a Mac/iPad SIG once a month. With his new role as CKCS Editor he will have another avenue to further the mission of CKCS. He is also an instructor at the Aviation Museum Camp and these responsibilities are keeping him from assuming the role of CKCS editor until the October edition.

In the meantime, Larry Trivette has agreed to step in and assume the responsibility of editor for the next three months. Larry has been the CKCS secretary for the past 6 years and among other duties led the word processing SIG for eight years. We are extremely appreciative of his willingness to help for the next three months.

CKCS

News to Use

- **The CKCS office will be closed Thursday, July 4, for the Independence Day holiday.**
- **There will be no Board of Director's meeting in July.**
- **The CKCS office will be closed from Monday, August 5 to Friday, August 16 for office supervisor's vacation. Most regularly scheduled activities will be held.**



Dr. Fixit

First Saturday of each month
10 am-12 pm

Bring in your problem PC or Laptop,
and we'll try to help

iHelp

The first Saturday of each month
10 am-12 pm

Do you need one-on-one help with your
iPhone, iPad, or Mac? Come to iHelp
the first Saturday of each month.

Members are invited to share their favorite computer tips with other members. They may involve your use of computers, tablets or phones. Please use this opportunity to help one another on these pages. Be brief but complete. Send your tip to Newsletter@ckcs.org – please include your name and phone number should the editor need to contact you.

MY FAVORITE COMPUTER CARD GAME

By Jerry Heaton

One of my favorite computer games I love to play has been around forever. It's FREECELL. It is referred to as a “solitaire game”. I am not into games competing with others online. In fact, this is the only computer game I play. I guess I am too old!

I like my Freecell game for several reasons. It is one that I've learned how to win in a short amount of time, therefore I use it to fill a few minutes before it is time to go somewhere. It takes a bit of skill to win, but what I like most is **I always win**. Really!

How come I always win? One reason, with the version I have, if you play yourself into a corner, you can back up. There is a backup button. So, you can back up one card or bunches of cards by pushing the backup button once or multiple times. Actually, if you keep going, you can just start over and it doesn't count as a loss. It is always nice to be a winner.

So how am I doing? Well, on this computer I have won 998 games in a row. It keeps your statistics for you – wins, losses, streaks. My statistics say I lost one, but I don't recall when that was. Maybe I shut down the computer by accident without finishing a game. Actually, I have had three computers – two desktops in different cities and a laptop. I bet I have won between five and 6 thousand games.

There are dozens of versions of Freecell. The one I like the most is **FREECELL HD**. You can download it. It's free. That is the one I am talking about. One thing I like about this version – it plays the card you select for you. You don't click and drag a card to play it. To play a card, you just click on it and it moves to where it needs to be. The challenge is to pick the card that needs to be played next without getting caught without a play.

I recommend you try it. It exercises a few of your idle brain cells.

But one word of warning. **It can easily become addictive!**

Digital Photography Special Interest Group

7 p.m., Tuesday, July 23, 2019

2019 “HALL OF FAME” PHOTO CONTEST

This year we have a great list of topics for our annual photo contest.
Based on your recommendations, they are:



Kentucky Landmarks



Excitement



Insects



The Contest will be held at the July 23, 2019, SIG meeting at CKCS. Let your imagination be your guide.

This year we are again asking members to leave their pictures with us! We will display the Best of Show, first, second and third place winners in the CKCS meeting room as we have done before. Be sure to check out last year's winners.

In order to submit images:

- Be a member of CKCS.
- No photos that have been submitted in previous contests at CKCS can be used.
- Each member can submit a maximum of three pictures. They can all be in one category or spread among the three categories.
- Picture and matte or digital frame (if used) can be no larger than 8 ½ by 11 inches.
- NO Foam Board (they are hard to hang).
- NO hard frames – digital frames are ok.
- With each picture, be sure to include either on the back of the picture or on a sheet of paper, your name, your e-mail address, the name of the picture, and the category you want the picture to be in. If no category is listed, I get to pick which category. (Someone might enter a smiling kid at the Kentucky Horse Park holding a butterfly. And what category will that be? Better you choose than me!).
- Pictures must be placed in my CKCS mailbox no later than **noon** on Monday, July 22.


Each attendee will be able to vote for **Best-of-Show** and for the top three pictures of each category. Awards will be given for “**Best-of-Show**” and first, second and third place for each category.

Let me encourage everyone to bring a snack to share! We can nibble while the votes are tallied. Thanks for all your support! See you there!




JUNE DIGITAL PHOTOGRAPHY CONTEST WINNERS

CATEGORY: Rivers



First Place
Janet Cartmell



Bruce Klobeke



Carolyn Nichols

There was a tie for Second Place



June Picnic Review

by President Brooke Thomas

The picnic avoided the rain for the second year!

With all the rain we have been experiencing this spring and summer, we were lucky to have a dry evening for the annual picnic and election. A stiff breeze brought in cooler air, sending the participants who were dressed for a summer picnic to their cars looking for sweaters and jackets. But, it was perfect weather to keep the food at a good temperature and, as always, the food was great and the chicken was delicious.

Afterwards, Brooke Thomas presented Jerry Heaton with a cake and thanked him for his ten years of service as the newsletter editor. Jerry not only produced 125 newsletters but successfully had each and every one of them online before the first day of the month. Although he is passing on the duties of Newsletter Editor, he will remain an active contributing member of CKCS.



Mike Sieler conducted the election of nine members of the board. The following members were re-elected to offices for the fiscal year starting July 1: Brooke Thomas, president; Joe Dietz, vice-president; Jim McCormick, treasurer; and Larry Trivette, secretary. There were five directors that were re-elected. They are Bob Brown, Janet Cartmell, Larry Mitchum, Eugene Potter, and Pennie Redmond.



The delicious food went fast!



CKCS 2019 Summer Classes/Workshops

Descriptions and Schedule

Note: The day(s) and time for each class or workshop follows their description.

Workshops

Connecting with the Apple Watch*...Learn all about the Apple Watch from navigation, customization, and native apps. Learn more about the Activity and Workout apps and what they have to offer. Stay connected with the Apple Watch through messaging and Walkie Talkie.

Tuesday, July 16 10 a.m. to 11:30 a.m.

CKCS 2019 Fall Classes/Workshops

Classes

Adventures in Photography*...This class will include instruction in white balance, Depth of Field, aperture, and shutter speeds to blur motion and to stop motion. The instructors will show how to photograph close-up with the lens students already have and will demonstrate close-up and micro photography techniques with other lenses. Students will learn how to use common filters correctly (polarizers and ND – neutral density). The instructors will also introduce infrared photography with the student's camera using filters provided by the instructors. This six-week course will spend alternating weeks in the classroom and on location in Lexington. Students should have a basic knowledge of their camera. Students need to bring their camera with a full battery, an empty memory card, the camera manual and a note pad.

Mondays, September 16, 23, 30 and October 7, 14, 21 1–3 p.m.

Composition and Elements of Design in Photography*...Improve your photography skills by learning how to use lines, shape, form, texture, pattern, and color to enhance the composition of your photographs. The class will utilize lecture, handouts and videos to explain the various elements of good design. Between classes students will be encouraged to take photos using the information they learned in class. These photos will be used and discussed to help students improve their skills. Topics will be covered in a progressive order, building on what is learned in the prior classes. Students should bring their camera, full battery, memory card, thumb drive, camera manual and note pad.

Mondays, November 4, 11, 18, 25 and December 2, and 9 1–3 p.m.

Computer Basics for Windows 10...Learn the basics of word processing to produce documents, letters and signs. Formatting using different fonts, font sizes, colors and word art are introduced. Learn the basics of forming a filing system and the correct way to file documents, photos and videos. There is an introduction to conducting successful Internet searches.

Thursdays, September 5, 12, 19, 26 and Oct. 3, 17, 2019 10 a.m. to noon p.m.

Get More Out of Your Mac...You probably use your Mac every day but you're probably not getting the most out of your computer. This course will teach you techniques you can use to be more effective. Topics range from organizing files in a folder to suit you better to keyboard shortcuts to customizing your Dock. Tips provided in this course will save you time and make your computer use more enjoyable.

Mondays; September 9, 16, 23, 30, October 7, 14 10 a.m. to noon p.m.

Getting the Most Out of Your iPad*...Learn how to use the built-in Apple apps on your iPad. Personalize and organize your apps, take better photos and organize them. Acquire information about settings, learn the secrets of the keyboard, emailing, and texting with animation. Get tips on using the Calendar, Notes, Reminders, and Books. Facetime will be included if time permits. Participants should bring their iPad updated with the latest operating system and know (or bring) their Apple ID and password.

Thursdays, October 10, 17, 24, 31, and November 7, 14 10:00 to noon p.m.

Getting the Most Out of Your iPhone*...Learn important (and hidden) functions of your iPhone. Learn how to download apps, move them, nest them and delete them. Learn how to get better photos with your phone, organize your pictures, and send them in text and emails. Texting messages and using Siri will also be covered. Participants should bring their iPhone and know (or bring) their passcode, Apple ID and password.

Thursdays, October 10, 17, 24, 31 and Nov 7, 14 1-3 p.m.

Intermediate Pages for Mac...Pages for Mac allows the user to quickly and easily create documents that are functional, easy on the eye, and attractive. You will learn techniques to create a variety of documents ranging from signs to newsletters to eye-appealing letters. The class will also teach techniques to make your documents stand out from the rest.

Fridays, September 6, 13, 20, 27, October 4, 11 10 a.m. to noon p.m.

Introduction to Photoshop Elements for Windows PC...In this introductory course to Adobe's Photoshop Elements program we will learn to use the tools of this program to do basic photo enhancements including quick fixes, cropping, cloning, spot healing, red eye removal, levels, and adding borders. We will also discuss photo considerations prior to printing, introduction to layers, converting images to black and white, enhancing and restoring old photos, adding text, using brushes, graphics, adjustment layers, templates, special features, filters, and many creative techniques.

Mondays, October 21, 28, November 4, 11, 18, 25 1-3 p.m.

Organizing Your Personal Computer Files For Windows...**[Fee \$40]** Learn the correct way to file items on your personal computer. Learn nifty tricks for moving files and folders and organizing these files and folders so they can easily be found on your personal computers or external storage devices. Students will use the computer classroom computers for the first lesson. After the first class, students may bring their own laptops, or a thumb drive loaded with personal files they want to organize.

Thursdays, Oct. 24, 31 and Nov. 7 10 a.m. to noon p.m.

Workshops

Let Your Fingers do the Walking: Using the Electronic Library*...The course will focus on free online services offered by public libraries focusing on Lexington Public Library. Services include remote use of the library services, accessing ebooks, and popular magazines (including informational services as Consumer Reports). Other free information services will be included as time permits. Students are required to bring their own laptop or tablets. We will not be working with phones.

Tuesday, Sept. 17, 2019 1-4 p.m.

Fixing Up Your Photos (and Other Things) Using FastStone Digital Imaging Program for Windows PC...Do you want to fix up and work on your pictures without paying a lot of \$\$\$\$ on a digital imaging program? We will use FastStone, an extensive digital imaging program that is free and does a wide variety of things. In this workshop, you will learn how to dress up your pictures, crop, brighten or darken, create contact sheets, create a slide show that can include music and lots more. We will show you how to download the program and a free syllabus from FastStone.

Tuesday, October 22, 2019 1-4 p.m.

Using Your iPhone Camera to the MAX*...Using apps already on the iPhone students will learn techniques to take better pictures, fix them up by cropping, lightening or darkening, or adding filters. They will learn how to take videos, time lapse and panoramas. They will also learn how to create albums and several ways to share their photos with others.

Tuesday, October 8, 2019 1-4 p.m.

Camera Lenses and Filters: What You Need to Know Before Buying*...Have you wanted to purchase a lens or filter for your camera but are confused with the array of choices? During this workshop students will learn basic information about the various lenses and filters for cameras. The instructors will demonstrate 5 specific lenses and various filters. They will explain the benefits and effects of certain lenses and filters. Students should have a basic knowledge of their camera. Students need to bring their camera with a full battery, empty memory card, camera manual and note pad.

Monday, September 9, 2019 10:00 a.m. to 1 p.m.

Making a Photo Book Using Shutterfly...In this workshop the attendees will learn how to prepare pictures for a photo book, how to transfer pictures to the Shutterfly workspace, and then organize the pictures from the front to the last page of the book. Finally, we will go through the steps to ordering the book and applying coupons to reduce the price. (This program works off the internet so it will work on either a MAC or PC.)

Tuesday, October 15 1-4 p.m.

Making Personal Note Cards Using Microsoft Word...Students will learn to make personalized note and greeting cards in different sizes and orientation on a Windows 10 personal computer. They will learn to use the Internet and personal photos to personalize their own note cards. The instructor will provide a 'starter kit' of graphics that will be transferred to each student's thumb drive.

Thursday, November 14 10 a.m. to noon p.m.

Getting the Most Out of Your Camera by Shooting in RAW*...Shooting in RAW format has so many advantages that every photographer should know how to do it. In this workshop the instructors will explain what shooting in RAW means. They will show how to adjust your settings in your camera to be able to shoot in JPEG and RAW formats simultaneously. Then, they will share with you the free downloadable software program to process these images. Finally, they will demonstrate how to process the images using this software program to improve brightness, exposure, white balance, bring out details, and color. Students should bring their camera, full battery, camera manual and note pad.

Monday, October 28, 2019 10 a.m. to 1 p.m.

Understanding Facebook for Windows PC...Learn how to maintain a Facebook page on the Windows PC. The Profile page and Home page will be explained. How to find friends, make a post, edit and respond to posts, prioritizing news feeds, checking privacy settings, unfriending and blocking friends, and deleting and deactivating your Facebook account are some of the features covered.

Wednesday, September 11, 2019 1-4 p.m.

Is Windows 10 Driving You Crazy? *...Students will learn how they can set up the Windows 10 Start Menu, Desktop, Taskbar, and File Explorer, making them easier to use and understand. Also, a free program will be demonstrated that changes the Start Window making it look like the Windows 7 or XP Start Window. The instructor will primarily use lecture to demonstrate the steps in changing a Windows 10 computer. Students who have a laptop that is running Windows 10 are welcome to bring them to the workshop. If you bring one, make sure its battery is fully charged.

Monday, October 14 9 a.m. to noon p.m.

* These classes or workshops meet in the main room and their class size is determined by the instructor. All other classes meet in the computer classroom and are limited to eight students.

Students may use their own portable computers if they have the appropriate software installed (this is at the discretion of the instructor). CKCS cannot provide copies of the proprietary software.

COSTS: All classes have a fee payable to CKCS of \$60 and Workshops have a fee of \$30, unless stated otherwise (see above).

CKCS members get a 20 percent discount on all class and workshop fees.

BY PHONE (859) 373-1000

TO ENROLL Office hours: Monday thru Thursday 10 a.m. to 4 p.m. Friday 10 a.m. to 1 p.m.

IN PERSON 160 Moore Dr. Suite 7

We accept cash, check, or credit card.



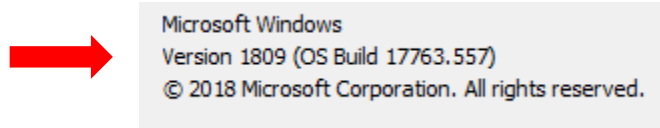
Windows Special Interest Group

Tuesday, July 8, 2019
7 p.m

Mike Seiler
Windows SIG Leader



Do you know which version of Windows 10 you currently have installed on your computer? To find out, use your keyboard to hold the following keys down at the same time; Windows key + R. This opens the Run window. In the Run window, type “winver” (no quotes) and click on OK. This opens a window called About Windows. In the second line of this window look at the number after the word Version.



My computer is running version 1809. Your computer might be running version 1803, 1709, 1703, or even an earlier version of Windows 10. The newest version of Windows 10 that has been released is 1903.

At the July SIG, I will talk about how you can update your computer to the newest version of Windows 10 and some of the changes the 1903 version has in it. One of the changes Microsoft has made in version 1903 is for those of you running Windows 10 Home, you will be able to delay updates.

Please send any questions and/or topics you want me to talk about in the Windows 10 SIG to w10sig.ckcs@gmail.com.



New Members and Renewals

During the period from 5/21/2019 to 6/21/2019

We welcome the following new members.

Sam D Carneal
Debi Gall
Joyce Gilmore
Mona Hochhar
Nancy I Horn
Betsy Johnson
Becky A Malone
James C Moore
Dianna L Netzky
Gerald Netzky
Linda L Rowland
Judy H Sandler
Nat H Sandler
Janet S Scheeline
Patricia A Witt

We thank and welcome the following members who renewed their memberships during this reporting period.


Richard and Mary Bevevino
Evonne Brashear
Joe Dietz
Rita Egan
George M Ely
Larry E Grannis
Virginia W Gregg
Antoinette P Greider
Charles E Gudgell
Linda Lawrence
Genie McFall
Philip G Meyer
Jeanie R Moore
Dorothea and Joachim Scholz
Joseph A Settles
Lydia Short
Jane V Townsend
Jackie and John Van Willigen
Vicki L Vance

Information furnished by CKCS Board of Directors member Ben Rice (ben.rice@ckcs.org)



**Not a member ?
We invite you to join CKCS**

Here is how: It is simple and quick



Call (859) 373-1000 and a friendly office supervisor will be glad to help you.

or

Stop by the CKCS Resource Center at 160 Moore Drive, Lexington 40503.

Office hours Monday through Thursday, 10 a.m. to 4 p.m.

Friday 10 a.m. to 1 p.m.

**We need you and will welcome you as a full-fledged member.
Members are eligible to attend all Special Interest Group sessions.**

Members receive a discount on all classes, workshops, and seminars

Central Kentucky Computer Society

Member of



**An International
Association of Technology
& Computer User Groups**



July 2019 CKCS SIG Schedule

Larry Trivette prepared this SIG calendar for the newsletter.
Print this page for your refrigerator or bulletin board.

Monday	Tuesday	Wednesday	Thursday	Friday	Saturday
1 Jul	2 Jul	3 Jul	4 Jul	5 Jul	6 Jul
			9 a.m. Photography Chat		10 a.m. Dr. Fixit, iHelp, and Android Help Bring in your problem PC, Mac, iPhone, iPad, or Android device and we'll try to help
			7 p.m. Board of Directors No Meeting this Month		
8 Jul	9 Jul	10 Jul	11 Jul	12 Jul	13 Jul
7 p.m. Tech Night <i>The Drones are Returning to CKCS</i>	7 p.m. Windows 10 MIKE SEILER		9 a.m. Photography Chat		
			7 p.m. Mac and iPad KURT JEFFERSON No Meeting this Month		
15 Jul	16 Jul	17 Jul	18 Jul	19 Jul	20 Jul
			9 a.m. Photography Chat		
			7 p.m. Access Database STUART ZAHALKA		
22 Jul	23 Jul	24 Jul	25 Jul	26 Jul	27 Jul
7 p.m. FoxPro Database GARLAND SMITH	7 p.m. Digital Photography JOE DIETZ		9 a.m. Photography Chat		
			7 p.m. Unix/Linux LEWIS GARDNER		
29 Jul	30 Jul	31 Jul	1 Aug	2 Aug	3 Aug
			9 a.m. Photography Chat		10 a.m. Dr. Fixit, iHelp, and Android Help Bring in your problem PC, Mac, iPhone, iPad, or Android device and we'll try to help
			7 p.m. Board of Directors		



This Month's Best Videos / Shows



SUGGESTIONS: To view a video, just click on the appropriate link below. Once you finish viewing a video, if you maximized the video to full screen, minimize the image by clicking that same full screen icon. Then click on the arrow in the upper left corner of your monitor. The arrow might look like one of the images at left. That should return you to the video page in the newsletter.

NOTE: Thanks to Bill Heaton, all links found by various people have been converted to YouTube links, which means you are viewing the original content. Unfortunately, YouTube's business model is to insert advertisements into links to their website. In most cases you may skip the ads if you wish after three seconds.

Prank with the Remote

<http://www.ba-bamail.com/video.aspx?emailid=32379>

Furnished by Joe Isaac

15 Hilarious Church Signs

<http://www.ba-bamail.com/content.aspx?emailid=32110>

Furnished by Joe Isaac

Best One Liners

<http://www.ba-bamail.com/content.aspx?emailid=19202>

Furnished by Joe Isaac

Steam Engine

<https://www.youtube.com/watch?v=CUIJzfQ-Blc>

Furnished by Joe Isaac

See a single cell transform into a tadpole in six pulsing minutes

<http://www.ba-bamail.com/video.aspx?emailid=32247>

Furnished by Joe Isaac

UK Cheerleaders

<https://www.wkyt.com/content/sports/UK-cheerleaders-say-focusing-on-tradition-was-key-to-24th-national-title--504764312.html>

Furnished by Joe Isaac

30 Hilarious But Corny Jokes

<http://www.ba-bamail.com/content.aspx?emailid=31637>

Furnished by Joe Isaac

Imagine - John Lennon

<https://youtu.be/YkgkThdzX-8?list=RDqPuh7TdVQsl&t=52>

Furnished by Joe Isaac

Sittin' On The Dock Of The Bay – Song Around the World

<https://www.youtube.com/watch?v=Es3Vsfzdr14>

Furnished by Joe Isaac

My grateful appreciation goes out to Joe Isaac for his vast contribution of Video Links – without which this page would otherwise have been blank in this issue!

Larry Trivette, Interim Newsletter Editor



CKCS List of Special Interest Groups

Each month the Central Kentucky Computer Society offers nine Special Interest Groups (SIGs) which may be attended by members and their guests. Visitors are cordially invited to become active CKCS members. Starting times of SIGS are as indicated in the listing. Always check the “Monthly Schedule” and the “Newsletter” link on the CKCS home page for any schedule changes www.ckcs.org.

DATABASE SIG

Meets monthly on the fourth Monday at 7 p.m. – Leader Garland Smith

DIGITAL PHOTOGRAPHY SIG

Meets monthly on the fourth Tuesday at 7 p.m. – Leader Joe Dietz

The Digital Photography Special Interest Group is a forum to provide and share information about digital imaging. The SIG frequently has guest speakers to cover a wide range of topics that are related to digital imaging. Some of our past topics have been on digital archiving (AKA Backup), getting the best out of your point-and-shoot camera, effective lighting when taking pictures, restoring old photos, and many others. The goal of this SIG is to help attendees to better understand digital imaging, learning how to get the best out of their cameras and how to improve their images with digital imaging software such as Corel’s Paint Shop Pro, Photoshop CS/Elements, Gimp, or other programs. Each meeting starts with a photo contest with a variety of different categories.

DR. FIXIT SIG

Meets monthly on the first Saturday at 10 a.m. – Leaders are Bob Brown, Ben Rice, James Osborne, and Mike Seiler

Bring in your sick computer for evaluation. Our “experts” will diagnose the problem and if possible make simple repairs. All you need to bring is the CPU. Our leaders will use a mouse and monitor we have on hand.

iHELP SIG

Meets monthly on the first Saturday at 10 a.m. in the classroom. iHelp leaders Jeannine Essig, Janet Cartmell, Kurt Jefferson, Joe Settles, Brooke Thomas, Betsy Johnson and Joe Dietz

Bring your questions about Apple iPhones, iPads, and Mac’s. Our iHelpers offer one-on-one advice and suggestions. The devices you bring should be fully charged.

MAC AND IPAD SIG

Meets monthly on the second Thursday at 7 p.m. – Leader Kurt Jefferson

Attendees are encouraged to bring their Mac laptops and iPad tablets to experience firsthand the tips provided at each meeting. Whether you’re a beginner to the Mac or iPad, or you’ve been using both devices for several years, you will walk away with plenty of tips, tricks, and advice to make your computer experience more enjoyable. The Mac and iPad SIG tackles issues to help make both Apple’s Mac computers or its iPad tablet easier to use and more enjoyable. We deal with a variety of topics ranging from Mac OS X (pronounced “10”) to iOS, the operating system running Apple’s iPad. We share tips at every meeting and provide insights to empower users to get more out of their Macs and their iPads. Users, you’ll walk away with plenty of tips, tricks, and advice to make your computing experience more enjoyable.



MICROSOFT ACCESS SIG

**Meets monthly on the third Thursday
at 7 p.m. – Leader Stuart Zahalka**

WINDOWS SIG

**Meets monthly on the second Tuesday
at 7 p.m. – Leader Mike Seiler**

Topics covered may be: Windows 10, Cortana, Edge, Alarms and Clock, Photos, Google Maps, Spotify, Settings, Mail, Control Panel, System Restore, Disk Cleanup, Desktop, and Taskbar.

UNIX / LINUX SIG

**Meets monthly on the fourth Thursday
at 7 p.m. – Leader Lewis Gardner**

The Linux SIG handles a wide range of technical topics. Linux is based on Unix, which is the granddaddy of modern networking. We spend a considerable amount of time on servers, networks, routers, access points, and general network configuration. These operating systems are at the heart of many devices in our increasingly connected world. Come out and we will try to get your questions answered, troubleshoot your problems, or configure your devices.

CRCS