



Central Kentucky Computer Society

CKCS Resource Center, 160 Moore Drive, Suite 107, Lexington, Kentucky 40503 (859) 373-1000 www.ckcs.org

February 2019...

© Central Kentucky Computer Society Inc.

Vol. 34 No. 2

TECH NIGHT, Monday, February 11, 7 p.m.

The future is now – Hearing Aid Technology

**Presented by Tony Sammons, Hearing Care Practitioner
Beltone Hearing Centers of Lexington**

The February Tech Night features an exploration of modern hearing aid technology and the incredible advances in digital sound processing for the hearing impaired. There are many hearing aid companies in town, and Beltone has agreed to give a presentation of the latest technology on our Tech Night at CKCS.


Founded in 1940, Beltone is one of the first technology companies focused on treating hearing loss. Since its inception, it has been a leader in the research and design of hearing-aid technology. Beltone Hearing Care Practitioner, Tony Sammons, pictured here, will explain the current technology that is closer to returning a person's natural hearing than ever before.



The current state-of-the-art, modern hearing devices offer gain across the widest bandwidth of frequencies ever, restoring a more natural sound quality to the wearer. Advanced features include "impulse noise reduction," with circuitry that is so fast it can quiet loud, unpleasant noises – such as a waiter dropping a tray of dishes – to a comfortable level instantaneously. Another feature is the advance in "background noise suppression," so when the wearer walks into a noisy restaurant or family gathering, the often overwhelming din of surrounding noise is automatically digitally reduced.

Modern hearing-aid technology is also GPS and Bluetooth compatible. A misplaced hearing aid can be located with your cell phone. Calls received can be streamed directly through the hearing aids. Tony will discuss these amazing developments in technology and more.

Hearing loss affects the majority of people at some point in his/her life. It is a more serious health issue than the mere inconvenience associated with a loss of clarity than most people realize.

Whether you think you might need a hearing aid or are waiting for the future, well the future is now. If you, or a friend or relative needs one now, -- here is a chance to learn the latest advances in this technology. They will be welcome to attend with you. 

SEE WHAT IS IN YOUR NEWSLETTER THIS MONTH

Contents

The future is now – Hearing Aid Technology1

President’s Comments3

 Classroom Renovation Fund Drive continues3

Digital Photography Special Interest Group6

 Charles Bertram.....6

 January Digital Photography Contest7

CKCS 2019 Spring Class/Workshop Schedule.....8

Can you trust anyone anymore?.....12

News to Use13

 Inclement weather policy.....13

 Windows SIG plan for February is about DNS13

CKCS uses four ways to keep members informed.....15

Computer tips from CKCS members and friends16

The Amazing Clock on Your Phone17

Tech Night attendees learn about hard drives, not futuristic cars.....19

New Members and Renewals20

February 2019 CKCS SIG Schedule21

This Month’s Best Videos / Shows.....22

A few Funny Pages / Useful Information23

 The Magic Bank Account23

 Interview with 101-year-old Hattie Mae MacDonald24

CKCS List of Special Interest Groups.....25



Central Kentucky Computer Society

Incorporated

CKCS Resource Center
160 Moore Drive, Suite 107
Lexington, Kentucky 40503
(859)-373-1000

OFFICERS

Tenure end June 30, 2019
President: Brooke Thomas
Vice-President: Joe Dietz
Secretary: Larry Trivette
Treasurer: Jim McCormick

DIRECTORS

Tenure end June 30, 2019
Bob Brown
Janet Cartmell
Larry Mitchum
Eugene Potter
Pennie Redmond

Tenure end June 30, 2020
Boone Baldwin
Toni Greider
Jan Landers-Lyman
Ben Rice
Mike Seiler

Webmaster B. Brown & W. Curtis
Office coordinator Jan Lyman
Office supervisors Bob Brown

Wendell Curtis
Tracy Elton
Toni Greider
Nancy Kolacz
Jan Lyman
Nita Martin
Mike Seiler
Lydia Short
Julia Steanson

Alternate supervisors Jenny Brown
Nancy Bowling
Kathy Davis
Gale Greer
Marie Han
John Plumlee
Sandra O’Neal
Helen Pope
Larry Trivette
Dottie VanWinkle

Calendar Wendell Curtis
Mail Chimp Mgr Larry Mitchum
Refreshment Center Jim Hughes
Newsletter Editor Jerry Heaton
Proofreaders Wendell Curtis

Tom Douglas
Bob Flynn
Toni Greider
Frankie Harvener
Bill Heaton
Ben Rice
Mike Seiler

Submit items for publication to:
newsletter@ckcs.org



President's Comments

By Brooke Thomas
president@ckcs.org

Classroom Renovation Fund Drive continues

In December, CKCS kicked off its fund drive to renovate the classroom with new chairs and computers. The chairs were more than 25 years old and, until we actually examined them, we did not know how many were not even suitable to give away or to ask for a donation. New chairs have been purchased. Bob Brown and Mike Seiler assembled them, picture below, and Joe Dietz took care of all the boxes. It was a group effort. According to a class held in January, the new chairs are great!

Many members have responded to our call for donations. Your generosity is appreciated.

We are still collecting donations for our second phase of renovations; new classroom computers. This is our largest expense for the classroom. We have nine student computers and one instructor computer that need replacing.

Our third phase of renovations will be replacing the Mac Minis. There are five of those and are more expensive.




For those who have not yet donated, there is still time and a need. Any amount is appreciated. The great thing about this organization is when everyone pitches in whatever they can, the task gets done.

Remember that contributions are tax deductible. Checks or credit cards are accepted. Checks should be made payable to CKCS, noting that it is for the Classroom Renovation Fund. Thank-you for your support!



APCUG 2019 Winter Virtual Technology Conference

CKCS members are invited to participate in an upcoming online virtual technology conference that occurs on February 9. There are four one-hour sessions which are detailed on page 4-5 of this newsletter. These VTCs are a great way to expand your technology experience and be introduced to new skills. 



ANNOUNCING

VIRTUAL TECHNOLOGY CONFERENCE (VTC)

Saturday, February 9

1:00 pm – 4:00 pm ET

12:00 – 3:00 CT

11:00 – 2:00 MT

10:00 – 1:00 PT

APCUG's Virtual Technology Conferences are FREE!

Attend using your computer, tablet or phone with the Zoom app.

Download the app for the device you will be using at:

<https://zoom.us/download>

Sessions are 50 minutes with time for Q&A

Register once via Eventbrite

You do not need an Eventbrite account to attend the conference

Before the event, you will receive an email with directions and links for attending both conference tracks.

Day of conference, after connecting to Zoom, sign into each presentation you attend via the Chat Box; first and last name you used to register at Eventbrite.

Why? If all of the questions aren't answered during the session, the rest of the answers will be sent to you. Or, there might be a handout.

[Register at Eventbrite](#)

More information at: <https://www.apcug2.org>

Questions: Contact virtualconferences@apcug.org

TRACK 1

1:00 PM ET

3 mini-presentations

Microsoft Security Center Windows 10

New Privacy Updates Windows 10

Password Managers for all devices

Jere Minich, Program Chair, Lake Sumter Computer Society

Jere is a member of APCUG's Speakers Bureau and, in addition to giving one-topic presentations, he also gives two or three mini-presentations – which the requesting group chooses from a list he sends them. These are three of the mini-presentations he has given.



2:00 PM ET

Staying Connected While You Travel

Ron Brown, Program Chair, Program Coordinator, Silvercom Computer & Technology Club

Ron and his wife, Gail, have two daughters, one lives in Adelaide, Australia and the other in Beijing, China. Their home is in Vancouver Island in Canada but they spend four months in Mesa, Az then travel to Australia and China by cruise ship. Needless to say, Ron needs to stay connected and with their rigorous travel schedule it can be challenging.

He put this presentation together in October 2018 while on the MS Noordam from Vancouver, Canada to Sydney, Australia. The presentation looks at the options you have and specific challenges for staying connected with air-land-sea travel. Whether you purchase a local Sim Card at your travel destination or use your carrier's International plan can save you a lot of money. Planning ahead to stay connected is important and explained in this presentation.

TRACK 3

Join us on Track 2 for a Roundtable discussion.

TRACK 2

1:00 PM ET

Unusual Sources on the Web for Family History Research

Jeri J. Steele, President, BGAMUG Computer Club

The major commercial genealogy sites all have census records. Where else can you find information about my ancestors? This will be a talk about locating and using genealogical sources besides the Census. Included will be free access to archives, military records, school records, and published books all accessible on the Internet for free.

2:00 PM ET

The Future of Windows

**Michael Shalkey, Computer Tutor and Troubleshooter
Channel Islands PCUG**


Michael will discuss how Microsoft makes money because that's a good indication of what it's going to do. He will also go over the history of how we got to where we are today. A platform like Windows is only as good as the programs that run on it and if no programs will run on it, it's useless and Microsoft seems to care more about old programs and hardware than Apple does. As a developer, you don't develop for an OS anymore but for a browser. Moving to Chrome will work. The bottom line is what do we need to do to get ready for upcoming changes.

CKCS

Digital Photography Special Interest Group

Special Guest Speaker **Charles Bertram**

Chief Photographer, Lexington Herald-Leader
February 26, 2019, 7 p.m.



This month we have a great opportunity to hear from one of Lexington's most recognized photographers, Charles Bertram. Many of you have seen his pictures in the ***Lexington Herald Leader***. Mr. Bertram has been a photographer for the *Lexington Herald-Leader* since 1977 and is now their chief photographer. He will be showing us some of his recent images and some of the old ones. He will talk about his duties at the *Lexington Herald-Leader* and give us advice on how to take good pictures. Being a photographer for a newspaper is more than just taking some good pictures. Along with taking a good photograph, the newspaper photographer has to be able to tell a story with his pictures. Along with that, he must work with the public, his peers and supervisors, while traveling all over the *Lexington Herald-Leader* area of interest. Above are some of his recent pictures.

Since joining the *Herald-Leader*, Bertram has been named the Kentucky News Photographer Association's Kentucky photographer of the year seven times. He has had photos published in many major magazines, but his passion is daily community journalism. **"I most enjoy getting out in the state, talking to our readers, and making photographs that make them smile, cry, laugh or at least gives them a little different perspective on our community"**. With that, we welcome him back again.

Join us at CKCS at 160 Moore Drive on February 26, 2019 at 7 p.m. for his presentation.


In February our photo contest is on **"Animals"**. Many of you have extensive travels and have shown me great pictures of animals from your trips. Now is a good time to show them or your other animal pictures off. Submit your entry to joedietz@aol.com no later than midnight on February 25, 2019.



January Digital Photography Contest

Category: "Sleeping"

FIRST PLACE
Anne Campbell



SECOND PLACE
Arleigh Kerr



CKCS

MANY CLASSES START RIGHT AWAY SO PLEASE ACT QUICKLY

CKCS 2019 Spring Class/Workshop Schedule

Classes

Beginning Photography*

Monday afternoons, 1 p.m. to 3 p.m.
Feb. 4, 11, 18, 25, Mar. 4

Introduction to Photoshop Elements (PC)

Monday afternoons, 1 p.m. to 3 p.m.
Mar. 4, 11, 18, 25, Apr. 1, 8

Adventures in Photography*

Monday afternoon, 1 p.m. to 3:00 p.m.
Apr. 8, 15, 22, 29, May 6, 13

Corel PaintShop Pro Digital Imaging

Tuesday morning, 10 a.m. to Noon
Feb. 26, Mar. 5, 12, 19, 26, Apr. 2

Getting the Most Out of Your iPhone*

Tuesday afternoon, 1 p.m. to 3 p.m.
Apr. 9, 16, 23, 30, May 7, 14

Computer Basics for Windows 10

Thursday morning, 10 a.m. to Noon
Feb. 7, 14, 21, 28, Mar. 7, 14

Organizing Your Computer Files for Windows 10 (\$30)

Thursday morning, 10 a.m. to Noon
Mar. 28, Apr. 4, 11

Pages for Mac

Friday morning, 10 a.m. to Noon
Feb. 8, 15, 22, Mar. 1, 8, 15

Workshops

Saving Photos from the Abyss*

Monday 10 a.m. to 1 p.m.
March 18

Painting with Light (Photography)*

Monday 10 a.m. to 1 p.m.
March 25

Understanding Facebook

Wednesday 1 p.m. to 4 p.m.
February 13

Secrets of Your iPad*

Wednesday 1 p.m. to 4 p.m.
February 27

Using Your iPhone Camera to the MAX!*

Wednesday 1 p.m. to 4 p.m.
March 27

Making a Photo Book using Shutterfly

Wednesday 1 p.m. to 4 p.m.
April 3

Fixing Up your Photos (and Other Things) Using FastStone Digital Imaging

Wednesday 1 p.m. to 4 p.m.
April 17

Making Personal Note Cards with Word 365

Thursday 10 a.m. to Noon
April 18



Course/Workshop Descriptions

Classes

Beginning Photography* (50)... Each photographer has a level of comfort when taking pictures. This class will help you achieve greater comfort, confidence and knowledge about photography and will show you in plain English easy and entertaining ways to use your camera. This class will move you up a step or more as you learn basic skills on how to take pictures and how to use all of those dials and buttons. Our hands-on teaching style will include working with you in a group and assisting you on a one-to-one basis as needed.

Introduction to Photoshop Elements... In this introductory course to Adobe's Photoshop Elements program we will learn to use the tools of this program to do basic photo enhancements including quick fixes, cropping, cloning, spot healing, red eye removal, levels and adding borders. We will also discuss photo considerations prior to printing, introduction to layers, converting images to black and white, enhancing and restoring old photos, adding text, using brushes, graphics, adjustment layers, templates, special features, filters and creating a slide show. (Windows 10 only)

Adventures in Photography*...Topics covered will include, white balance, DOF (depth of field), aperture and shutter speeds to blur motion and to stop motion. We will show how to photograph close up with the lens you already have. We will demonstrate close up and micro photography techniques with other lenses. You will learn how to correctly use common filters (polarizers and ND - neutral density). We will introduce you to infrared photography with your camera using our filters.
Weeks 1, 3 and 6 will be held in the classroom and weeks 2, 4 and 5 will be held at various locations in Lexington. You should bring filters if you have them. Filters will be available for the class to use for those who do not have filters. Bring your camera with fully charged battery, memory card, thumb drive and your camera manual.

Corel PaintShop Pro Digital Imaging Program...

In this series of classes, the students will learn how to enhance their pictures using an exceptional digital imaging program. They will learn the steps of how to crop, brighten, lighten and generally clean up their pictures for better presentation. We will discuss cloning and making selections from their pictures. We will also cover how to properly scan your old photographs and slides and then restore them to their original beauty. The program used is **Corel's PaintShop Pro 2019**. Most of what we will be covering can be done in earlier versions. (Windows 10 only)

Getting the Most Out of Your iPhone*...Learn important (and hidden) functions of your iPhone. Learn how to download apps, move them, nest them and delete them. Learn how to get better photos with your phone, organize your pictures and send them in text and emails. Texting messages and using Siri will also be covered. Participants should bring their iPhone and know (or bring) their passcode, Apple ID and password.

Computer Basics for Windows 10...Learn the fundamentals of using a Windows 10 personal computer. Learn to use various aspects of the Microsoft Word Processing program, Word 365, including manipulating text and inserting graphics into a document. Basic filing and basic file



management are introduced. The final class of this course deals with the basics of email and use of the Internet

Organizing Your Computer Files in Windows 10 (\$30)...This class will enable the student to understand how Windows 10 personal computer filing works, set up a plan for organizing files, move files from one storage device to another, use nifty time-savers in moving a large number of files at once and understand how to make and use folders. CKCS Computers will be used for Lesson 1. Each student may bring his/her own laptop or personal files on a flash drive for Lessons 3 and 4. Each person will have a chance to practice on his/her own files before leaving the class. A flash drive is required for class.

Pages for Mac...Apple Pages is the most popular word processor/desktop publishing software for Mac computers. We will show you the basics of Pages, as well as how to create eye-appealing documents from scratch and from templates. You will learn how to create and use tables, columns, fonts, clip art and use Page's Inspector panel. You should have a basic working knowledge of the Mac operating system, files, folders, the Finder and the Dock.

Workshops

Saving Photos from the Abyss*... In this workshop you will learn to save photos you think are exposed incorrectly. The techniques used will include how to correct color cast, how to use a Histogram in post-production, and how to use Levels and Curves. All these techniques will work with Photoshop Elements, Photoshop, PaintShop Pro and about any program you use.

Painting with Light (Photography)*... Light Painting Photography is the ART Form of using handheld lights to paint and/or draw in a scene while the shutter of the camera is left open during a long exposure photograph. By shooting in a dark location and using photographic technique of LONG exposure photography [let's say a 30 second exposure] the flashes, streaks, colors, textures and trails of light created by our light painting tools and modifiers can be captured in your photograph without the use of any post production. Exposure times for light painting can range from a few seconds up to an hour or more.

Understanding Facebook... Students will learn how to maintain a Facebook page on the Windows PC. The Profile page and Home page will be explained. How to find friends, make a post, edit and respond to posts, prioritizing news feeds, checking privacy settings, unfriending and blocking friends and deleting and deactivating your Facebook account are some of the features covered.

Secrets of Your iPad*... Learn key information about many pre-installed apps on your iPad. Learn some important functions in settings, how to arrange, nest, download and delete apps. Sending emails and texts will be covered. Taking better photos, making folders and sending them will be demonstrated. Face-time will be included if time permits. Participants should bring their iPad updated with the latest operating system and know (or bring) their Apple ID and password.

Using Your iPhone Camera to the MAX!*... Learn many of the great features on the iPhone Camera to take stunning photos and videos. Students will learn how to use features like auto focus and exposure, the grid, HDR, bursts, effects, filters, slow motion and time lapse. Also, they



will learn how to edit (lighten, darken, crop, straighten) the photos in the phone. The markup tools will be explained to add text and shapes to photos. Making a slide show with music will be included. How to organize photos into albums, sharing photos with friends, and sending them to a store to be printed will be covered.

Making a Photo Book using Shutterfly... In this workshop the attendees will learn how to prepare pictures for a photo book, how to transfer pictures to the Shutterfly workspace and then organize the pictures from the front to the last page of the book. Finally, we will go through the steps to ordering the book and applying coupons to reduce the price. For this scenario, attendees will use pictures supplied by the instructor. We will be using a program called Shutterfly.

Fixing Up Your Photos (and Other Things) Using FastStone Digital Imaging... Do you want to fix up and work on your pictures without paying a lot of \$\$\$\$ on a digital imaging program? We will use a program called FastStone. FastStone is an extensive digital imaging program that is free and does a wide variety of things. In this workshop, you will learn how to dress up your pictures, crop, brighten or darken, create contact sheets, create a slide show that can include music and lots more. We will show you how to download the program along with a great syllabus. Requires Windows operating system.

Making Personal Note Cards with Word 365... Learn how to make your own ORIGINAL note cards using Microsoft Word! You will be taught how to set up a note card page, add graphics and/or photos, how to make sets of note cards or individual cards and how to file them for future use. This is an opportunity to engage your imagination and have a fun time. Card stock will be provided by the instructor. Each student should bring a personal thumb/flash drive loaded with photos to be used to create her/his personal note cards. The instructor will also provide you with a starter-kit folder of graphics for note cards. This folder will be copied onto your personal thumb drive during the workshop.

* These classes or workshops meet in the main room and their class size is determined by the instructor. All other classes meet in the computer classroom and are limited to eight students.

Students may use their own portable computers if they have the appropriate software installed (this is at the discretion of the instructor). CKCS cannot provide copies of the proprietary software.

COSTS: All classes have a fee payable to CKCS of \$60 and Workshops have a fee of \$30, unless stated otherwise (see above).

CKCS members get a 20 percent discount on all class and workshop fees.

We accept cash, check, or credit card.

BY PHONE (859) 373-1000

TO ENROLL Office hours: Monday thru Thursday 10 a.m. to 4 p.m. Friday 10 a.m. to 1 p.m.

IN PERSON 160 Moore Dr. Suite 7

CKCS

Can you trust anyone anymore?

BY JERRY HEATON
CKCS NEWSLETTER EDITOR

I am thinking that advancing technology is no longer on our side, but instead is working on the side of scammers and telemarketers.



Technology gave us caller ID, but recently I received a call. The caller ID said it was my nephew, but it was a telemarketer instead.

It is hard to turn down, or block, a call from your own area code, but telemarketers now have technology to create a fake “local” phone numbers which in fact, may be from a telemarketer thousands of miles away, certainly not a local neighbor or business.

Sometimes the phone rings once and stops. I know not to call back to see who it was – because that is a telemarketer’s trick to get to talk to you or to find out if they have hit on a ‘live’ working phone number which will be used for future frequent sales calls. *AARP The Magazine* recently warned to be careful calling back a one-ring number; they hope you might call back to complain or to see if it was important. But calls to area codes such as 268, 664, and 876 are calls to Caribbean countries that have high per minute phone charges. One scam is to put you on hold for transfer to another “agent” that racks up your bill until a scammer gets on the line with a sales pitch, sometimes fraudulent.

Today you must be proactive in what you do. Yes, I answer 90 percent of all calls even on numbers I don’t recognize. Sometimes I find it is a call I want, such as a doctor’s reminder of an appointment, or a service call from a repairman to let me know they are running late. However, if I say hello and there is not an immediate response to my hello, I hang up.

Some are obvious recorded message and I hang up on those as well. I have had maybe a dozen calls from “Jennifer from Home Security,” – the voice starts immediately, that is about all I hear before I hang up. Unfortunately, Jennifer seems to never give up.

You have heard it before, on incoming calls, never give any personal information (SSN, bank account number, credit card numbers etc. I know that if my bank, the IRS or credit card company, an official agency calls me to verify or report a problem, I share no information. Instead I hang up and if I need, I call a number on a recent company statement to verify that they called. I also never call back a number someone leaves me to call if I don’t know them.

Yes, I do shop on the phone, but that is not an incoming call.

It’s a shame, but I don’t know who you can trust anymore, so I tend not to trust anyone. **Trust but verify** may be the key.

News to Use

Inclement weather policy

When CKCS classes, seminars, workshops or SIGs are scheduled and there is bad weather, such as snow, ice, high winds etc., our policy on canceling the class or SIG is left to the discretion of the class instructor or SIG leader.

When there is bad weather many times the roads in the city become reasonably clear by mid-morning or afternoon and an instructor might decide to continue with a class. It is the members/student's decision as to whether the roads you travel are safe enough for you to use and to determine if you should attend, or miss a class or event. Check your email in the event of a cancellation. Call the office to hear if there is a recorded message about an upcoming SIG.



For CKCS office workers, if Fayette County Public Schools are called off because of weather, it is up to the individual office worker to decide whether they will be at CKCS or not.

Windows SIG plan for February is about DNS



Windows SIG leader Mike Seiler's topic on Tuesday, February 12, 2019 at 7 p.m. will be about **DNS**, something your computer uses every time you open a browser and go to a website. I will explain DNS and how to change which DNS your computer uses when it searches the internet. Also, I will talk about Remote Assistance, and how to turn it OFF and a simple program I use when trying to help someone.

Please send any questions and/or topics you want Mike to talk about in the Windows 10 SIG to: w10sig.ckcs@gmail.com


JERRY HUBBLE

1934-2019

The Central Kentucky Computer Society lost one of its unique and faithful members last month with the passing of Jerry Hubble of Somerset, Kentucky.

Jerry passed away January 5 after a lengthy illness.

Unlike most CKCS members who live in Lexington and the surrounding area, Jerry traveled the 86 miles from his home in Somerset multiple times each month to attend meetings and classes, which most times required him to stay overnight at Lexington motels, and sometimes several days at a time.



Since joining CKCS in July 1999, it is estimated that Jerry attended more than 420 of our monthly Tech Night meetings and SIGS, as well as numerous classes each year.

He never missed the Windows, Word and Photography SIGs during the months he was in Kentucky, and watched the events live on the internet when he was wintering in Arizona until he was unable to travel there a couple of years ago.

Jerry said he always enjoyed the live-streaming in recent years. After becoming unable to travel to Lexington due to illness the past seven months, he quickly realized that the service isn't just a convenience, it is a vital link to CKCS for those, like him, who are unable to get out and attend the programs in person.

It's faithful members like Jerry who make CKCS the success that it is and helps us realize what we do here is important. He will certainly be missed.

CKCS

CKCS uses four ways to keep members informed

ARE YOU GETTING AND USING ALL FOUR?

The CKCS Newsletter Every month, all members should receive a notice with a link when the CKCS Newsletter is available online. This usually occurs one or two days before each new month starts. It is hoped that members click that link and take the time to at least scan the newsletter and read stories that attract their attention. Many key CKCS members contribute to the information about what's currently happening at CKCS now and what is scheduled to happen during the upcoming month. If you don't get the newsletter notice, please send an email to our membership manager at ben.rice@ckcs.org with your full name and email address and request "please update my membership information."

Mail Chimp is a program board member Larry Mitchum uses each Thursday to provide a reminder of events scheduled during the coming week and any last-minute changes to those events. This is a handy email to receive, but it requires that you sign up for these reminders. Follow these steps to request to be put on the distribution list:

GO TO THE CKCS WEBSITE (SEE LAST LINE OF THESE INSTRUCTIONS)

THE 8TH MENU ITEM DOWN THE LEFT SIDE OF THE CKCS HOMEPAGE IS TITLED "CKCS WEEKLY"

CLICKING ON THIS MENU ITEM WILL BRING UP A FORM ASKING FOR

EMAIL ADDRESS

FIRST NAME

LAST NAME

THE RECOMMENDED FORMAT FOR YOUR EMAIL IS HTML WHICH IS THE DEFAULT


FILL OUT THE FORM AND HIT THE "SUBSCRIBE TO LIST" BUTTON AND YOU SHOULD BE ALL SET.

YOU QUICKLY MAY GET AN EMAIL ASKING TO CONFIRM THAT YOU WISH TO SUBSCRIBE TO OUR LIST. IF SO THE ANSWER SHOULD BE YES.

TO GET TO THE CKCS WEBSITE BY CLICKING HERE: [WWW.CKCS.ORG](http://www.ckcs.org)

CKCS Website Periodically you should visit our website at www.ckcs.org There will be useful information that may require the full attention of all our members.

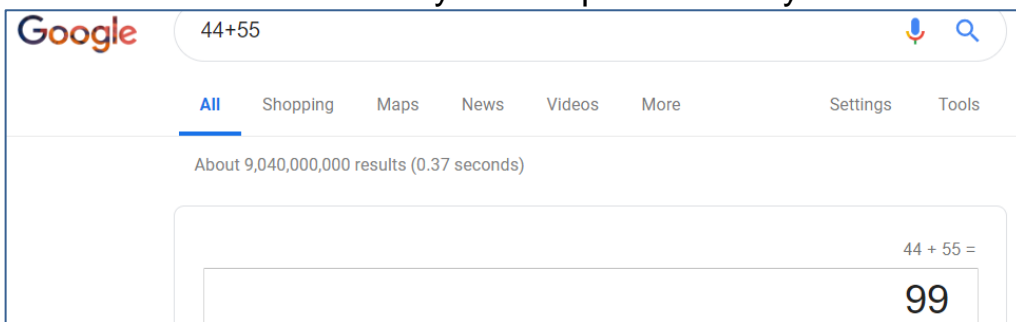
Facebook

Members are invited to visit our page at [Central Kentucky Computer Society](#) to see current events and photos of things happening at the Computer Society. Be sure to like and follow up to see the latest news. Another element of CKCS has a Facebook page. It is [The Amateur Photographers Club of Lexington KY Group](#). They use their page for their attendees and guests to post photos and their photography events. 

Computer tips from CKCS members and friends

Members are invited to share their favorite computer tips with other members. They may involve your use of computers, tablets or phones. Please use this opportunity to help one another on these pages. Be brief but complete. Send your tip to Newsletter@ckcs.org – please include your name and phone number should the editor need to contact you.

COMPUTER TIP: Calculator program. Did you know that you can use your internet browser as a calculator? No need to search your computer to find your calculator app. Just type in the numbers such as 44 + 55 and you should get your answer displayed something like this:



You can add, subtract, multiply and divide and more.

Tip provided by Joe Dietz

COMPUTER TIP: HOW TO CHANGE ANY FONT TO UPPER AND LOWER CASE CAPITAL LETTERS: THERE MAY BE A TIME WHEN YOU WISH TO PRESENT A PARAGRAPH OR TITLE USING UPPER CASE CAPITAL LETTERS AND LOWER CASE CAPS, SUCH AS HAS BEEN DONE IN THIS PARAGRAPH. IT IS AN ATTENTION GETTER. YOU MAY DO THIS WITH ANY FONT STYLE YOU CHOOSE. IT IS SIMPLE.

HIGHLIGHT THE TEXT YOU WISH TO CHANGE, AND HOLD DOWN THE CONTROL KEY PLUS THE SHIFT KEY SIMULTANEOUSLY WHILE TAPPING (ONCE), THE LETTER K. THAT IS ALL THERE IS TO IT. TO SET IT BACK TO NORMAL, REPEAT THE PROCESS.

Tip provided by Jerry Heaton

COMPUTER TIP –Do you have a Google Assistant ? Here are a couple of hundred questions you may want to ask her. Some of these same questions may also give interesting results if ask of Amazon's Echo assistant, "Alexa" or Apple's "Seri" or Microsoft's "Cortana". This link takes you to a video about Google questions.

https://www.youtube.com/watch?v=XI3M_ijEiFc

Tip provided by Bill Heaton

CKCS

Our Dr. Fixit and iHelp volunteers solve problems on members' sick computers, tablets, and phones

Just bring your CPU or laptop computer. CKCS has keyboards and monitors on hand. They try to solve your problem or recommend what you need to do. Make sure all portable items are fully charged.

FIRST SATURDAY OF EACH MONTH
10 a.m. to Noon

The Amazing Clock on Your Phone

By Jim Cerny, Instructor, Sarasota Technology User Group, Florida

Just like everyone says, the iPhone does a lot more than you think. With all the apps to choose from and the apps already on your iPhone, such as the “CLOCK” app, so much is available to you. Are you shy? Do you think finding out more will be painful? Maybe it can actually be fun! Like having a tool kit with hundreds of tools, having an iPhone provides so much – so why keep using only the screwdriver? Let’s explore the “Clock” app that comes with your iPhone and iPad. The app icon, it just so happens, actually looks like a clock, and if you look closely, it is always showing you the correct time, even to a moving red second hand. Touch the clock icon to open up the clock options.

At the bottom of the screen that appears, you will see “World Clock”, “Alarm”, “Bedtime”, “Stopwatch”, and “Timer”. Let’s look at each of these.

WORLD CLOCK – will show you the time anyplace in the world. If nothing appears here, you need to create your list of places. Just touch the plus sign at the upper right to find a city or place and touch on the one you want. If you cannot find a city near the exact place, just select one close to it and it will be added to your list. Each place on your list will display the current time, the day that location is (“today”, “yesterday”, or “tomorrow”), how many hours difference (plus or minus) from your current time, and whether it is “a.m.” or “p.m.”. Touch “edit” to remove a place from your list. Remember those old movies or TV news programs that would have a wall of clocks with the names of cities under them? Well, now it’s all on your iPhone.

ALARM – Well this should be easy to understand if you are awake. But don’t answer yet, there’s more. Here you set your alarm to wake you up tomorrow morning, but you can set as many alarms as you want. If you create a list of five or six alarm “times” you can turn each one on or off as you need them. Changing an alarm time or deleting an alarm is easy (touch “Edit” or “+”). But how is this for a wow factor – you can choose the sound tone you want each alarm to use – or you can even select a song from your iPhone music! It’s like using a radio alarm clock tuned to your favorite station and always playing your favorite song when you wake up!

BEDTIME (New in iOS 10) – I go to bed when I am tired, but some research reports that you get healthier and better sleep if you go to bed the same time each night. Maybe you will enjoy this option, so to find out touch “get started” on the screen that appears. After setting your initial bed time and wake up time, you are good to sleep. You can change your times by dragging them on the “sleep arc” or “circle” that appears. One advantage with Bedtime is that you can select from more pleasant sounds to wake you up in the morning. I wish they had a screaming train wreck sound option.


STOPWATCH – Anytime you want to time anything this is the option to use. If you just happen to be driving a fast sports car around a track, you can hit the “Lap” button to get the time for each lap while the time continues. You will see each “lap” time appear in a list below the clock. And you can switch from a “digital” clock to a nice old-fashioned analog stopwatch face by just swiping left or right on the clock. Sometimes the old-fashioned look is just so much more visually comfortable, like reading a good book.

TIMER – This is like the stopwatch but only in reverse. To set the timer and it counts down to the end and sounds a tone. You select the number of hours, minutes, and seconds and touch “Start” and down you go. You can also select the tone you want to hear at the end.

Jim Cerny, is an Instructor, Sarasota Technology User Group, Florida
www.thestug.org
jimcerny123 (at) aol.com
Reproduced with permission

Not a member ? We invite you to join CKCS

Here is how: It is simple and quick



Call (859) 373-1000 and a friendly office supervisor will be glad to help you.

or

Stop by the CKCS Resource Center at 160 Moore Drive, Lexington 40503.

Office hours Monday through Thursday, 10 a.m. to 4 p.m.

Friday 10 a.m. to 1 p.m.

We need you and will welcome you as a full-fledged member.
Members are eligible to attend all Special Interest Group sessions.

Members receive a discount on all classes, workshops, and seminars

Follow us on facebook and see the latest notifications.

facebook



<https://www.facebook.com/CKCS.org/>

Tech Night attendees learn about hard drives, not futuristic cars


January Tech Night attendees came to learn about the futuristic technology in automobiles. Unfortunately, Austin Werner, BMW Tech Genius, was ill on Monday and was unable to make the presentation. We are grateful that Mike Seiler was able to fill in at the last minute and give a presentation on hard drives.


We often take our computer's hard drive for granted. Modern hard drives last a long time, but they do go bad. Mike gave three signs that your hard drive will fail. You need to start worrying when you start getting read/write errors, you hear a clicking sound during start up or you hear rattling noises when your drive is accessing data. Unfortunately, most of the time you don't hear anything. It just dies! This is a good reason you should back up your hard drives and USB drives.

Mike showed a slide show on how data is stored on a hard drive, what happens when you delete information and how to wipe a hard drive clean.

He also gave a list of free programs that may help keep your hard drive running smoothly. Many of these programs he has used on the classroom computers and has been able to keep them in good working order for over ten years.

The free programs he demonstrated are CHKDSK which is built into Window, Seagate SeaTools for Windows, Diskwipe Revo Uninstaller, PC-Decrapifer, JdiskReport, and Ccleaner. Check with Mike if you are interested in these programs and he can share his hand out for the presentation that contains the links.

At the end of the night, the participants didn't know anything about the technology of the new cars, however they did learn how to keep their computers in good working order! 



New Members and Renewals

During the period from 12/26/2018 to 1/26/2019

There were no new members during this reporting period:

--

We thank and welcome the following members who renewed their memberships during this reporting period:

**Nancy & Bill Alverson
Nancy Bowling
Robert M. Fain
Beverly Fortune
Gayle & David Greer
Deborah B. Gresham
Betty Hall
Douglas A. Harper
J.B. & Mary Murphy
Carolyn Nichols
Ward R. Ransdell
Beth Savarese
E. C. Seeley
Phyllis Spiker
Ruth Straus
Michael & Helen Thomson
Robert W. Tibbetts
Dellann Vickers
Judy Woods
Stuart Zahalka**

Information furnished by CKCS Board of Directors member Ben Rice (ben.rice@ckcs.org) 

February 2019 CKCS SIG Schedule

Larry Trivette prepared this special SIG calendar for this newsletter.

| Monday | Tuesday | Wednesday | Thursday | Friday | Saturday |
|---|---|---------------|--|---------------|--|
| 28 Jan | 29 Jan | 30 Jan | 31 Jan | 1 Feb | 2 Feb |
| 7 p.m. FoxPro Database GARLAND SMITH | | | 9 a.m. Photography Chat | | 10 a.m. Dr. Fixit, iHelp, & Android Help Bring in your problem PC, Mac, iPhone, iPad, or Android device and we'll try to help |
| 4 Feb | 5 Feb | 6 Feb | 7 Feb | 8 Feb | 9 Feb |
| | 7 p.m. <u>Word Processing</u> LARRY TRIVETTE | | 9 a.m. Photography Chat 7 p.m. Board of Directors | | |
| 11 Feb | 12 Feb | 13 Feb | 14 Feb | 15 Feb | 16 Feb |
| 7 p.m. Tech Night Hearing Aid Technology: Tony Sammons, Beltone Hearing Center | 7 p.m. Windows 10 MIKE SEILER | | 9 a.m. Photography Chat 7 p.m. <u>Mac & iPad</u> KURT JEFFERSON | | |
| 18 Feb | 19 Feb | 20 Feb | 21 Feb | 22 Feb | 23 Feb |
| | | | 9 a.m. Photography Chat 7 p.m. <u>Access Database</u> STUART ZAHALKA | | |
| 25 Feb | 26 Feb | 27 Feb | 28 Feb | 1 Mar | 2 Mar |
| 7 p.m. FoxPro Database GARLAND SMITH | 7 p.m. <u>Digital Photography</u> JOE DIETZ | | 9 a.m. Photography Chat 7 p.m. <u>Unix/Linux</u> LEWIS GARDNER | | 10 a.m. Dr. Fixit, iHelp, & Android Help Bring in your problem PC, Mac, iPhone, iPad, or Android device and we'll try to help |

This Month's Best Videos / Shows

SUGGESTIONS:



To view a video, just click on the appropriate link below. Once you finish viewing a video, if you maximized the video to full screen, minimize the image by clicking that same full screen icon.

Then click on the arrow in the upper left corner of your monitor. The arrow might look like one of the images at left. That should return you to the video page in the newsletter.

Lion cornered by hyenas calls for backup

https://www.youtube.com/watch?time_continue=1&v=WdFtSNO2bBg

Furnished by Jerry Heaton

The new Old People

https://www.youtube.com/watch?time_continue=3&v=uSh5voSUhrs

Furnished by D. Stans

18th century Peacock Clock – Amazing goldsmith work

https://www.youtube.com/watch?time_continue=2&v=ilPIVRoUI_8

Furnished by Jerry Heaton

Michael Jackson – Billie Jean, 30th anniversary

<https://www.youtube.com/watch?v=rmCA3qQkqso#action=share>

Furnished by Joe Isaacs

Tumbling Marsh brothers want UK to win another National Championship

<https://www.youtube.com/watch?v=HjOnpW5o3-M>

Furnished by Herald Leader via YouTube

Fascinating photography

https://static.uglyhedgehog.com/upload/2017/1/18/h1-456416-doc_20170113_wa0013.pdf

Furnished by Jan Landers-Lyman

Animals causing road blocks / complications

https://www.youtube.com/watch?time_continue=2&v=1g8cd4Xt3wE

Furnished by Jerry Heaton

Children with big dogs

https://www.youtube.com/watch?time_continue=2&v=SKIk2YxrhW4

Furnished by Harvey Shackelford

Penn and Teller with a close-up card trick

https://www.youtube.com/watch?v=h15QrgY2_SM

Furnished by Jerry Heaton

More magic – Top 10 magicians on America's Got Talent

<https://www.youtube.com/watch?v=TCqf3rgPiQM>

Furnished by Jerry Heaton

Photographer Tim Kelly shares his recent visit to Alaska

<https://biggeekdad.com/2019/01/a-trip-to-alaska/>

Furnished by D. Stans

Two pianists take turns on classics

https://www.youtube.com/watch?time_continue=2&v=YN7vKiw6u4s

Furnished by Jerry Heaton

CKCS

A few Funny Pages / Useful Information

The Magic Bank Account

Imagine that you had won the following *PRIZE* in a contest:
Each morning your bank would deposit \$86,400 In your private account for your use.
However, this prize has rules.

The set of Rules:

1. Everything that you didn't spend during each day would be taken away from you.
2. You may not simply transfer money into some other account.
3. You may only spend It.
4. Each morning upon awakening, the bank opens your account with another \$86,400 for that Day
5. The bank can end the game without warning; at any time, it can say, "Game Over!" It can close the account and you will not receive a new one.

What would you personally do?

You would buy anything and everything you wanted right? Not only for yourself, but for all the people you love and care for. Even for people you don't know, because you couldn't possibly spend it all on yourself, right? You would try to spend every penny, and use it all, because you knew it would be replenished in the morning, right?

ACTUALLY, this GAME is REAL. Shocked ?

YES! Each of us is already a winner of this *PRIZE*.
We just can't seem to see it.

The PRIZE is *TIME*

1. Each morning we awaken to receive 86,400 seconds as a gift of life.
2. And when we go to sleep at night, any remaining time is not credited to us.
3. What we haven't used up that day is forever lost.
4. Yesterday is forever gone.
5. Each morning the account is refilled, but the bank can dissolve your account at any time WITHOUT WARNING...

So, what will YOU do with your 86,400 seconds?



Those seconds are worth so much more than the same amount in dollars. Think about it and remember to enjoy every second of your life, because time races by so much quicker than you think. So take care of yourself, be happy, love deeply and enjoy life!

Here's wishing you a wonderful and beautiful day. Start spending....

"DON'T COMPLAIN ABOUT GROWING OLD!" SOME PEOPLE DON'T GET THE PRIVILEGE!

The author is not known. This reportedly was found in the billfold of Alabama coach Paul Bear Bryant, after he died in 1982.

Provided by Harvey Shackelford

Interview with 101-year-old Hattie Mae MacDonald

Reporter: Can you give us some health tips for reaching the age of 101?

Hattie:: For better digestion, I drink beer.
In the case of appetite loss, I drink white wine.
For low blood pressure, I drink red wine.
In the case of high blood pressure, I drink scotch.
And when I have a cold, I drink Schnapps.

Reporter: When do you drink water?

Hattie: I've never been that sick.

Furnished by the late Carl Peter

CKCS



TECH NIGHT
Monday, February 14, 7 p.m.

**The future is now –
Hearing Aid Technology**

CKCS List of Special Interest Groups

Each month the Central Kentucky Computer Society offers nine Special Interest Groups (SIGs) which may be attended by members and their guests. Visitors are cordially invited to become active CKCS members. Starting times of SIGs are as indicated in the listing. Always check the “Monthly Schedule” and the “Newsletter” link on the CKCS home page for any schedule changes www.ckcs.org.

DATABASE SIG

Meets monthly on the fourth Monday at 7 p.m. – Leader Garland Smith

DIGITAL PHOTOGRAPHY SIG

Meets monthly on the fourth Tuesday at 7 p.m. – Leader Joe Dietz

The Digital Photography Special Interest Group is a forum to provide and share information about digital imaging. The SIG frequently has guest speakers to cover a wide range of topics that are related to digital imaging. Some of our past topics have been on digital archiving (AKA Backup), getting the best out of your point-and-shoot camera, effective lighting when taking pictures, restoring old photos, and many others. The goal of this SIG is to help attendees to better understand digital imaging, learning how to get the best out of their cameras and how to improve their images with digital imaging software such as Corel’s Paint Shop Pro, Photoshop CS/Elements, Gimp, or other programs. Each meeting starts with a photo contest with a variety of different categories.

DR. FIXIT SIG

Meets monthly on the first Saturday at 10 a.m. – Leaders are Bob Brown, Ben Rice, James Osborne, and Mike Seiler

Bring in your sick computer for evaluation. Our “experts” will diagnose the problem and if possible make simple repairs. All you need to bring is the CPU. Our leaders will use a mouse, and monitor, we have on hand.

iHELP SIG

Meets monthly on the first Saturday at 10 a.m. in the classroom. iHelp leaders Jeannine Essig, Janet Cartmell, Kurt Jefferson, Joe Settles, Brooke Thomas, Betsy Johnson and Joe Dietz

Bring your questions about Apple iPhone, tablets, and computers. Our iHelpers offer one-on-one advice and suggestions. Your devices you bring should be fully charged.

MAC AND iPad SIG

Meets monthly on the second Thursday at 7 p.m. – Leader Kurt Jefferson

Attendees are encouraged to bring their Mac laptops and iPad tablets to experience firsthand the tips provided at each meeting. Whether you’re a beginner to the Mac or iPad, or you’ve been using both devices for several years, you will walk away with plenty of tips, tricks, and advice to make your computer experience more enjoyable. The Mac and iPad SIG tackles issues to help make both Apple’s Mac computers or its iPad tablet easier to use and more enjoyable. We deal with a variety of topics ranging from Mac OS X (pronounced “10”) to iOS, the operating system running Apple’s iPad. We share tips at every meeting and provide insights to empower users to get more out of their Macs and their iPads. Users, you’ll walk away with plenty of tips, tricks, and advice to make your computing experience more enjoyable.



MICROSOFT ACCESS SIG

Meets monthly on the third Thursday at 7 p.m. – Leader Stuart Zahalka

WINDOWS SIG

Meets monthly on the second Tuesday at 7 p.m. – Leader Mike Seiler

Topics covered may be: Windows 10, Cortana, Edge, Alarms & Clock, Photos , Google Maps, Spotify, Settings, Mail, Control Panel, System Restore, Disk Cleanup, Desktop, Taskbar.

WORD PROCESSING SIG

Meets monthly on the first Tuesday at 7 p.m. – Leader Larry Trivette

The Word Processing SIG starts with questions from classmates where the SIG leader and all attending help provide solutions and answers. In fact, many of the topics presented during each session come from questions received by email during the month. Topics are presented so that new, as well as advanced, computer users will benefit by attending. This workshop uses several Microsoft Word versions during the SIG.

UNIX / LINUX SIG

Meets monthly on the fourth Thursday at 7 p.m. – Leader Lewis Gardner

The Linux SIG handles a wide range of technical topics. Linux is based on Unix, which is the granddaddy of modern networking. We spend a considerable amount of time on servers, networks, routers, access points, and general network configuration. These operating systems are at the heart of many devices in our increasingly connected world. Come out and we will try to get your questions answered, troubleshoot your problems, or configure your devices. 