



Central Kentucky Computer Society

CKCS Resource Center, 160 Moore Drive, Suite 107, Lexington, Kentucky 40503 (859) 373-1000 www.ckcs.org

March 2019

© Central Kentucky Computer Society Inc.

Vol. 34 No. 3

TECH NIGHT, Monday, March 11, 7 p.m.

The Lexington Library at Your Fingertips



Central Kentucky is fortunate to have a great public library. Not only are the facilities and staff great, but we can easily access many of the resources from our homes via our computers, tablets and smart phones. Our March Tech Night presenter will be Denise Shanks, pictured here, a librarian with the Lexington Public Library.

If you don't live in Fayette County, you can still access the resources if you have a library card from a reciprocating library. More on this follows

There have been several changes to the online capabilities of the Lexington Public Library. Users might have noticed the newest app, which has

several changes. As is true with all new software, the staff is still learning all it can do.

Denise plans to give us an overview of what is available online and what can be downloaded.

Would you like to take several books on vacation without having to haul around many pounds of books? She will show you how to use *OverDrive* or the *Guttenburg Project* to download the books on your tablet or other devices.



Maybe you like reading magazines. She will demonstrate *Flipster*. Are audiobooks more your style? Then *Libby* is for you. *Space Online* access doesn't end with that. *Ebsco* gives you access to a long list of databases including *Consumer Reports*, *Lynda.com* and *Mango Language* are very popular resources. You will learn everything you can do with the new app.


She will also highlight other library services such as Book-a-Librarian, Next Chapter, and their online chat, Ask-A-Librarian.

Denise has worked at the Lexington Public library since 1994 and received her MLS in 1998 from UK. She is very knowledgeable about the inner workings of the library. For the last two decades, she has worked in the Kentucky Room. She will review some of the resources that are available for genealogy research.

Remember, even if you live out of county, you might be able to become a member of the Lexington Library.

How To Get A Library Card if you don't live or work in Fayette County

You need a valid picture ID with current address or valid picture ID and proof of current address (e.g., pre-printed check, recent bill, or piece of mail)

You need a library card from a reciprocal borrowing county: Anderson, Bourbon, Boyle, Clark, Estill, Franklin, Garrard, Harrison, Jessamine, Lincoln, Madison, Mercer, Nicholas, Powell, Scott, or Woodford. 



**SEE WHAT IS IN YOUR NEWSLETTER
THIS MONTH**

Contents

The Lexington Library at Your Fingertips	1
President's Comments	4
Classroom improvements continue	4
Altering your picture	5
February Digital Photography Contest Winners	6
News to Use	10
The Word Processing SIG has ended	10
Windows SIG leader Mike Seiler announces plan for March	10
Time for Photo Exhibit change at the Lexington Senior Center	10
Places around Lexington to get good pictures	11
Computer tips from CKCS members and friends	11
Tech Night was about hearing aid technology	13
New Members and Renewals	14
March 2019 CKCS SIG Schedule	15
This Month's Best Videos / Shows	16
A few Funny Pages / Useful Information	17
Before Computers:	17
A Compilation of Political Truisms:	17
CKCS List of Special Interest Groups	19



**Central Kentucky
Computer Society**
Incorporated

CKCS Resource Center
160 Moore Drive, Suite 107
Lexington, Kentucky 40503
(859)-373-1000

OFFICERS

Tenure end June 30, 2019
President: Brooke Thomas
Vice-President: Joe Dietz
Secretary: Larry Trivette
Treasurer: Jim McCormick

DIRECTORS

Tenure end June 30, 2019
Bob Brown
Janet Cartmell
Larry Mitchum
Eugene Potter
Pennie Redmond
Tenure end June 30, 2020
Boone Baldwin
Toni Greider
Jan Landers-Lyman
Ben Rice
Mike Seiler

Webmaster	B. Brown & W. Curtis
Office coordinator	Jan Lyman
Office supervisors	Bob Brown
	Wendell Curtis
	Tracy Elton
	Toni Greider
	Nancy Kolacz
	Jan Lyman
	Nita Martin
	Mike Seiler
	Lydia Short
	Julia Steanson
Alternate supervisors	Jenny Brown
	Nancy Bowling
	Kathy Davis
	Gale Greer
	Marie Han
	John Plumlee
	Sandra O'Neal
	Helen Pope
	Larry Trivette
	Dottie VanWinkle
Calendar	Wendell Curtis
Mail Chimp Mgr	Larry Mitchum
Refreshment Center	Jim Hughes
Newsletter Editor	Jerry Heaton
Proofreaders	Wendell Curtis
	Tom Douglas
	Bob Flynn
	Toni Greider
	Frankie Harvener
	Bill Heaton
	Ben Rice
	Mike Seiler

Submit items for publication to:
newsletter@ckcs.org

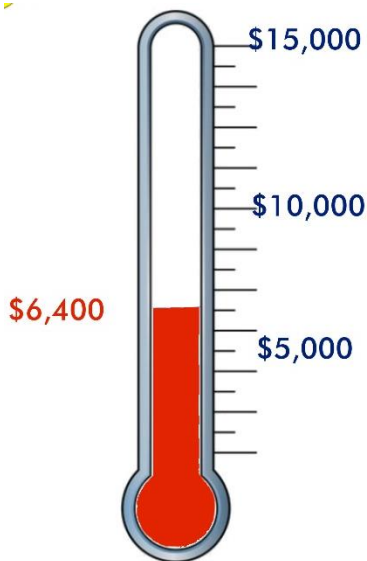
President's Comments

By Brooke Thomas
president@ckcs.org




Classroom improvements continue


Last month I reported that the first stage of improvements had been made by replacing the classroom chairs. This month we have replaced the computers, both the 10 PC's and the 5 Mac Minis. Mike Seiler (picture at right) installed all the student and instructors' PCs and he and Kurt Jefferson (picture below) got the Mac Minis up and running for the new class session. A special thanks to Mike for spending a great deal of his time installing all the necessary software that is needed for each class. Part of the classroom renovation was purchasing new editions of software to keep our programs and instructions up to date.



Our Classroom Renovations Fund Drive is continuing toward our goal of \$15,000 to pay for these upgrades. The current amount donated is \$6,400. We will continue to ask for your contribution as we work toward our goal. Any amount that you are able to contribute helps us reach this goal.



Remember that contributions are tax deductible. Checks or credit cards are accepted. Checks should be made payable to CKCS, noting that it is for the Classroom Renovation Fund. Thank you for your continued support.



Altering your picture

What a great picture! It would be better if I could move one of those birds farther apart.



What a great picture! If only I could take out that one person I don't want in the group.



What a great picture! If only I could change her frown to a smile.



In this SIG we will demonstrate several ways to alter your pictures with digital imaging software by taking something out, putting something in, changing the background, moving something on the pictures and more.

This month our photo contest is "Rows of Things".



Find a great shot and send to joedietz@aol.com no later than March 25, 2019.
Join us at CKCS at 160 Moore Drive on Tuesday night March 26, 2019 at 7 p.m.



February Digital Photography Contest Winners

Category: "Animals"

FIRST PLACE - Ward Randell



SECOND PLACE - Richard Bevevino



CKCS

CKCS 2019 Spring Class/Workshop Schedule

You cannot enroll in the Classes or Workshops marked **FULL**, but you can call the office and have your name put on its waiting list.

Classes

Introduction to Photoshop Elements (PC) **FULL**

Monday afternoons, 1 p.m. to 3 p.m.
Mar. 4, 11, 18, 25, Apr. 1, 8

Adventures in Photography*

Monday afternoon, 1 p.m. to 3:00 p.m.
Apr. 8, 15, 22, 29, May 6, 13

Getting the Most Out of Your iPhone*

Tuesday afternoon, 1 p.m. to 3 p.m. **FULL**
Apr. 9, 16, 23, 30, May 7, 14

Organizing Your Computer Files for Windows 10 (\$30)

Thursday morning, 10 a.m. to Noon
Mar. 28, Apr. 4, 11

1

Workshops

Saving Photos from the Abyss*

Monday 10 a.m. to 1 p.m.
March 18

Painting with Light (Photography)*

Monday 10 a.m. to 1 p.m.
March 25

Using Your iPhone Camera to the MAX!*

Wednesday 1 p.m. to 4 p.m.
FULL
March 27

Making a Photo Book using Shutterfly

Wednesday 1 p.m. to 4 p.m. **FULL**
April 3

Fixing Up your Photos (and Other Things) Using FastStone Digital Imaging

Wednesday 1 p.m. to 4 p.m.
April 17

Making Personal Note Cards with Word 365

Thursday 10 a.m. to Noon
April 18



Course/Workshop Descriptions

Classes

Introduction to Photoshop Elements FULL... In this introductory course to Adobe's Photoshop Elements program we will learn to use the tools of this program to do basic photo enhancements including quick fixes, cropping, cloning, spot healing, red eye removal, levels, and adding borders. We will also discuss photo considerations prior to printing, introduction to layers, converting images to black and white, enhancing and restoring old photos, adding text, using brushes, graphics, adjustment layers, templates, special features, filters, and creating a slide show. (Windows 10 only)

Adventures in Photography*...Topics covered will include, white balance, DOF (depth of field), aperture, and shutter speeds to blur motion and to stop motion. We will show how to photograph close up with the lens you already have. We will demonstrate close up and micro photography techniques with other lenses. You will learn how to correctly use common filters (polarizers and ND – neutral density). We will introduce you to infrared photography with your camera using our filters.

Weeks 1, 3, and 6 will be held in the classroom and weeks 2, 4, and 5 will be held at various locations in Lexington. You should bring filters if you have them. Filters will be available for the class to use for those who do not have filters. Bring your camera with fully charged battery, memory card, thumb drive and your camera manual.

Getting the Most Out of Your iPhone* FULL...Learn important (and hidden) functions of your iPhone. Learn how to download apps, move them, nest them and delete them. Learn how to get better photos with your phone, organize your pictures, and send them in text and emails. Texting messages and using Siri will also be covered. Participants should bring their iPhone and know (or ring) their passcode, Apple ID and password.

Organizing Your Computer Files in Windows 10 (\$30)...This class will enable the student to understand how Windows 10 personal computer filing works, set up a plan for organizing files, move files from one storage device to another, use nifty time-savers in moving a large number of files at once and understand how to make and use folders. CKCS Computers will be used for Lesson 1. Each student may bring his/her own laptop or personal files on a flash drive for Lessons 3 and 4. Each person will have a chance to practice on his/her own files before leaving the class. A flash drive is required for class.

Workshops

Saving Photos from the Abyss*... In this workshop you will learn to save photos you think are exposed incorrectly. The techniques used will include how to correct color cast, how to use a Histogram in post-production, and how to use Levels and Curves. All these techniques will work with Photoshop Elements, Photoshop, Paint Shop Pro and about any program you use.

Painting with Light (Photography)*... Light Painting Photography is the ART Form of using handheld lights to paint and/or draw in a scene while the shutter of the camera is left open



during a long exposure photograph. By shooting in a dark location and using photographic technique of LONG exposure photography [let's say a 30 second exposure] the flashes, streaks, colors, textures and trails of light created by our light painting tools and modifiers can be captured in your photograph without the use of any post production. Exposure times for light painting can range from a few seconds up to an hour or more.

Using Your iPhone Camera to the MAX!* **FULL**... Learn many of the great features on the iPhone Camera to take stunning photos and videos. Students will learn how to use features like auto focus and exposure, the grid, HDR, bursts, effects, filters, slow motion and time lapse. Also, they will learn how edit (lighten, darken, crop, straighten) the photos in the phone. The markup tools will be explained to add text and shapes to photos. Making a slide show with music will be included. How to organize photos into albums, sharing photos with friends and sending them to a store to be printed photos will be covered.

Making a Photo Book using Shutterfly **FULL**... In this workshop the attendees will learn how to prepare pictures for a photo book, how to transfer pictures to the Shutterfly workspace, and then organize the pictures from the front to the last page of the book. Finally, we will go through the steps to ordering the book and applying coupons to reduce the price. For this scenario, attendees will use pictures supplied by the instructor. We will be using a program called Shutterfly.

Fixing Up your Photos (and Other Things) Using FastStone Digital Imaging... Do you want to fix up and work on your pictures without paying a lot of \$\$\$\$ on a digital imaging program? We will use a program called FastStone. FastStone is an extensive digital imaging program that is free and does a wide variety of things. In this workshop, you will learn how to dress up your pictures, crop, brighten or darken, create contact sheets, create a slide show that can include music and lots more. We will show you how to download the program along with a great syllabus. Requires Windows operating system.


Making Personal Note Cards with Word 365... Learn how to make your own ORIGINAL note cards using Microsoft Word! You will be taught how to set up a note card page, add graphics and/or photos, how to make sets of note cards or individual cards, and how to file them for future use. This is an opportunity to engage your imagination and have a fun time. Card stock will be provided by the instructor. Each student should bring a personal thumb/flash drive loaded with photos to be used to create her/his personal note cards. The instructor will also provide you with a starter-kit folder of graphics for note cards. This folder will be copied onto your personal thumb drive during the workshop.

* These classes or workshops meet in the main room and their class size is determined by the instructor. All other classes meet in the computer classroom and are limited to eight students.

Students may use their own portable computers if they have the appropriate software installed (this is at the discretion of the instructor). CKCS cannot provide copies of the proprietary software.

COSTS: All classes have a fee payable to CKCS of \$60.00 and Workshops have a fee of \$30.00, unless stated otherwise (see above).

CKCS members get a 20% discount on all class and workshop fees.

We accept cash, check, or credit card. 

BY PHONE (859) 373-1000

TO ENROLL

Office hours: Monday thru Thursday 10 a.m. to 4 p.m. Friday 10 a.m. to 1 p.m.

IN PERSON 160 Moore Dr. Suite 7

News to Use

The Word Processing SIG has ended

Larry Trivette announced his February 2019 session was his last. Larry reported the audience average session attendance had dwindled to “near zero” for the last couple of sessions. He took over this SIG in the Spring of 2011 from Jerry Heaton who founded the SIG in 2001. This SIG has been held on the first Tuesday of each month initially at 7 p.m., and later added a 1:30 p.m. for a number of years, and recently the program switched back to just a single 7 p.m. We thank Larry for his years of dedicated service leading the Microsoft Word SIG.

Windows SIG leader Mike Seiler announces plan for March



In March, I will continue talking about DNS. There is a free program that finds the fastest DNS server available for your computer. I mentioned it at the February SIG and was asked to cover it in more detail.

Also, I will talk about File Explorer on Windows 10. We will look at some of the settings in it that make it more user friendly.

Please send any questions and/or topics you want me to talk about in the Windows 10 SIG to: w10sig.ckcs@gmail.com

Time for Photo Exhibit change at the Lexington Senior Center

CKCS photographers have had exhibits of their quality work at the Lexington Senior Center for the past several years. The exhibit has proved popular with Center visitors

Boone Baldwin, CKCS board member who coordinates the exhibit, explained they will be taking down the current exhibit on March 1 and will have a new exhibit in place on Saturday March 9. Current exhibitors are asked to pick up pictures from the previous exhibit beginning Monday March 4 at CKCS. Photos for the next exhibit need to be delivered to CKCS starting on March 4 and not later than March 7.

These new pictures will be exhibited for about three months. All CKCS members are encouraged to visit the Senior Center, located behind Southland Church on the Richmond Road at 195 Life Lane, to view the many skills and talents of our CKCS photographers.



Places around Lexington to get good pictures

The Amateur Photographers Club of Lexington, KY, which meets every Thursday morning at CKCS, has compiled a four-page list of places around Lexington to get good photographs.

<https://1drv.ms/w/s!AgwzdGgBwxSS9ENuYA8wklxPfvG1> 

fs

Computer tips from CKCS members and friends

Members are invited to share their favorite computer tips with other members. They may involve your use of computers, tablets or phones. Please use this opportunity to help one another on these pages. Be brief but complete. Send your tip to Newsletter@ckcs.org – please include your name and phone number should the editor need to contact you.

COMPUTER TIPS: Major MS Word Keyboard Shortcuts:

Control + A Highlights all,

Control C Copy

Control V Paste

Control S Save

Control X Cut

Control Z Undo

Alt + F4 Will close most any program. Using Word 2010 If you want to know what a word means, hold the ALT key down and click on the word.

MS Word shortcut hit the F4 key to repeat what you just wrote.

*BIG DEAL!!! Editing a Document. Shift F5 will take you back to the previous 3 points of editing.

Shift F3 highlighted words will change from lower case to upper case and back again.

Shift F5 will take you back to the previous 3 points of editing.

Cool tip for your keyboard enthusiasts:

Ctrl + B will bold text. Ctrl + U will underline text. Ctrl + I will italicize.

Tip provided by Joe Isaac




Our Dr. Fixit and iHelp volunteers solve problems on members' sick computers, tablets, and phones

Just bring your CPU or laptop computer. CKCS has keyboards and monitors on hand. They try to solve your problem or recommend what you need to do. Make sure all portable items are fully charged.

**FIRST SATURDAY OF EACH MONTH
10 a.m. to Noon**

**Not a member ?
We invite you to join CKCS**

Here is how: It is simple and quick



Call (859) 373-1000 and a friendly office supervisor will be glad to help you.

or

Stop by the CKCS Resource Center at 160 Moore Drive, Lexington 40503.

Office hours Monday through Thursday, 10 a.m. to 4 p.m.

Friday 10 a.m. to 1 p.m.

**We need you and will welcome you as a full-fledged member.
Members are eligible to attend all Special Interest Group sessions.**

Members receive a discount on all classes, workshops, and seminars

Follow us on facebook and see the latest notifications.

facebook



<https://www.facebook.com/CKCS.org/>

Tech Night was about hearing aid technology

On February 11, Tony Sammons, Beltone Hearing Care Practitioner, explained the current technology that is closer to returning a person's natural hearing than ever before. We asked him to share with us the state-of-the-art technology. He described the most advanced hearing aid that Beltone has developed, the Amaze.



Here are some of the current advances in Hearing Aid technology.

- Faster processing and extended bandwidth means the sounds are clearer, and the new Impulse Noise Reduction feature reduces loud or uncomfortable sounds.
- Wireless accessories and “Made For iPhone” connection allows a streaming connection to devices to enjoy movies, music and phone calls.
- A special smartphone app allows you to discreetly adjust the program and volume on your hearing aids, check the battery status, and even change speech focus – all from your phone.
- GPS and Bluetooth compatible means that a misplaced hearing aid can be located with your iPhone.
- The new technology makes battery changes a thing of the past. Thanks to integrated lithium-ion battery, you no longer need to replace batteries. With the portable charger, you can easily charge the hearing aid over night and the charge will last up to 30 hours.

Some members had an immediate need for the information –others were perhaps thinking about the future.



Photos by Boone Baldwin



New Members and Renewals

During the period from 1/27/2019 to 2/23/2019

**Bob Flynn
Charlie L. McKenna
Maxine L. Papineau
Sandy Swanson**

We thank and welcome the following members who renewed their memberships during this reporting period:

**Kaye Arnold
Janice M. Cox
Tommye Davidson
Tom Dillion
James A. Donaldson
Hsiang Fan
Keith Grierson
Ron Grote
Becki & Rodney Hartzler
Bruce Klobeke
Maryann Koegel
Nancy N. Lawrence
Nita Martin
Eileen McCann
Larry Mitchum
Larry Neuzel
James L. Pepperl
Sharon Seckman
Marilyn H. Shimp
Brooke D. Thomas
Susan Umberger
Clara & Emery Wilson**

Information furnished by CKCS Board of Directors member Ben Rice (ben.rice@ckcs.org) 

March 2019 CKCS SIG Schedule

Larry Trivette prepared this special SIG calendar for this newsletter.

Monday	Tuesday	Wednesday	Thursday	Friday	Saturday
25 Feb	26 Feb	27 Feb	28 Feb	1 Mar	2 Mar
7 p.m. FoxPro Database GARLAND SMITH	7 p.m. <u>Digital Photography</u> JOE DIETZ		9 a.m. Photography Chat 7 p.m. <u>Unix/Linux</u> LEWIS GARDNER		10 a.m. Dr. Fixit, iHelp, & Android Help Bring in your problem PC, Mac, iPhone, iPad, or Android device and we'll try to help
4 Mar	5 Mar	6 Mar	7 Mar	8 Mar	9 Mar
			9 a.m. Photography Chat 7 p.m. Board of Directors		
11 Mar	12 Mar	13 Mar	14 Mar	15 Mar	16 Mar
7 p.m. Tech Night Denise Shanks: What's New at your Digital Lexington	7 p.m. Windows 10 MIKE SEILER		9 a.m. Photography Chat 7 p.m. <u>Mac & iPad</u> KURT JEFFERSON		
18 Mar	19 Mar	20 Mar	21 Mar	22 Mar	23 Mar
			9 a.m. Photography Chat 7 p.m. <u>Access Database</u> STUART ZAHALKA		
25 Mar	26 Mar	27 Mar	28 Mar	29 Mar	30 Mar
7 p.m. FoxPro Database GARLAND SMITH	7 p.m. <u>Digital Photography</u> JOE DIETZ		9 a.m. Photography Chat 7 p.m. <u>Unix/Linux</u> LEWIS GARDNER		

This Month's Best Videos / Shows



SUGGESTIONS: To view a video, just click on the appropriate link below. Once you finish viewing a video, if you maximized the video to full screen, minimize the image by clicking that same full screen icon. Then click on the arrow in the upper left corner of your monitor. The arrow might look like one of the images at left. That should return you to the video page in the newsletter.

NOTE: Thanks to Bill Heaton, all links found by various people have been converted to YouTube links, which means you are viewing the original content. Unfortunately, YouTube's business model is to insert advertisements into links to their website. In most cases you may skip the ads if you wish after three seconds.

Animals, just like humans, have "Happy Hour" sessions and pay for it later -- just like humans

https://www.youtube.com/watch?time_continue=3&v=AEP7cVpxxk0/

Furnished by Jerry Heaton

Swimming with gentle giants.

https://www.youtube.com/watch?time_continue=9&v=KAsQSTzd1FI

Furnished by D. Stans

Ice fishing had to drill 5 holes to get a large fish

https://www.youtube.com/watch?time_continue=35&v=liG3sy0PCX8

Furnished by Jerry Heaton

Make a diamond ring out of two hex nuts

https://www.youtube.com/watch?time_continue=3&v=MgnlbDVuPdg

Furnished by D. Stans

Julio – Argentine Tango danced by Anthony Dexter and Patricia Madina in Valentino

<https://www.youtube.com/watch?v=oFcraniRjH0>

Furnished by Joe Isaac

Chef offered cuisine with an expected flavors to volunteers, and they loved it.

https://www.youtube.com/watch?time_continue=3&v=QkNQEY9iok

Furnished by Jerry Heaton

Basketball fans can you top this – a 415 foot three point shot

[WORLD RECORD Basketball Shot 126.5m \(415 ft\) - How Ridiculous](https://www.youtube.com/watch?v=jwMj3PJDxuo)

Furnished by Jerry Markussen

Interesting super slow motion of birds like you have never seen before

<https://www.youtube.com/watch?v=e-5xPpBxihI>

Furnished by Bill Heaton

A frozen Grand Central Station, New York City. March 4, 2015

<https://www.youtube.com/watch?v=jwMj3PJDxuo>

Furnished by Jerry Heaton

Two amazing magic tricks. One used recently and a new one. Enjoy!

https://www.youtube.com/watch?time_continue=4&v=0g2R4CIRZ34

<https://www.youtube.com/watch?v=Ln4QvC49B0o> *

*Note in the middle of one of these last two videos, I am sorry that YouTube inserted two extra ads. Skip those, when they let you, and enjoy the rest of the tricks

Furnished by Jerry Heaton

CKCS

A few Funny Pages / Useful Information


Before Computers:

- Memory was something you lost with age.
- A program was a television show
- A Cursor was someone who used profanity
- A keyboard was for playing a piano
- A web was a spider's home
- A virus was a cold or the flu
- A CD was a banking instrument
- A hard drive was a long road trip
- A mouse pad was where a mouse lived



Big calculator necessary to handle big money

Furnished by Larry Mitchum



Some early computers required creating punch cards (left machine) and sorting punch cards using the machine on the right, to analyze data. This equipment was made by IBM.

A Compilation Of Political Truisms:

If God wanted us to vote, he would have given us candidates. ~ Jay Leno

The problem with political jokes is they get elected. ~ Henry Cate VII

We hang the petty thieves and appoint the great ones to public office. ~ Aesop



If we got one-tenth of what was promised to us in these State of the Union speeches, there wouldn't be any inducement to go to heaven. ~ Will Rogers

Politicians are the same all over. They promise to build a bridge even where there is no river. ~ Nikita Khrushchev

When I was a boy, I was told that anybody could become President; I'm beginning to believe it. ~ Clarence Darrow

Why pay money to have your family tree traced; go into politics and your opponents will do it for you. ~ Author unknown

Politicians are people who, when they see light at the end of the tunnel, go out and buy some more tunnel. ~ John Quinton

Politics is the gentle art of getting votes from the poor and campaign funds from the rich, by promising to protect each from the other. ~ Oscar Ameringer

I offer my opponents a bargain: if they will stop telling lies about us, I will stop telling the truth about them. ~ Adlai Stevenson, campaign speech, 1952

A politician is a fellow who will lay down your life for his country. ~ Tex Guinan

I have come to the conclusion that politics is too serious a matter to be left to the politicians. ~ Charles de Gaulle

Instead of giving a politician the keys to the city, it might be better to change the locks. ~ Doug Larson

Furnished by Mike Seiler



Found on facebook

CKCS

CKCS List of Special Interest Groups

Each month the Central Kentucky Computer Society offers nine Special Interest Groups (SIGs) which may be attended by members and their guests. Visitors are cordially invited to become active CKCS members. Starting times of SIGs are as indicated in the listing. Always check the “Monthly Schedule” and the “Newsletter” link on the CKCS home page for any schedule changes www.ckcs.org.

DATABASE SIG

Meets monthly on the fourth Monday at 7 p.m. – Leader Garland Smith

DIGITAL PHOTOGRAPHY SIG

Meets monthly on the fourth Tuesday at 7 p.m. – Leader Joe Dietz

The Digital Photography Special Interest Group is a forum to provide and share information about digital imaging. The SIG frequently has guest speakers to cover a wide range of topics that are related to digital imaging. Some of our past topics have been on digital archiving (AKA Backup), getting the best out of your point-and-shoot camera, effective lighting when taking pictures, restoring old photos, and many others. The goal of this SIG is to help attendees to better understand digital imaging, learning how to get the best out of their cameras and how to improve their images with digital imaging software such as Corel’s Paint Shop Pro, Photoshop CS/Elements, Gimp, or other programs. Each meeting starts with a photo contest with a variety of different categories.

DR. FIXIT SIG

Meets monthly on the first Saturday at 10 a.m. – Leaders are Bob Brown, Ben Rice, James Osborne, and Mike Seiler

Bring in your sick computer for evaluation. Our “experts” will diagnose the problem and if possible make simple repairs. All you need to bring is the CPU. Our leaders will use a mouse, and monitor, we have on hand.

iHELP SIG

Meets monthly on the first Saturday at 10 a.m. in the classroom. iHelp leaders Jeannine Essig, Janet Cartmell, Kurt Jefferson, Joe Settles, Brooke Thomas, Betsy Johnson and Joe Dietz

Bring your questions about Apple iPhone, tablets, and computers. Our iHelpers offer one-on-one advice and suggestions. Your devices you bring should be fully charged.

MAC AND iPad SIG


Meets monthly on the second Thursday at 7 p.m. – Leader Kurt Jefferson

Attendees are encouraged to bring their Mac laptops and iPad tablets to experience firsthand the tips provided at each meeting. Whether you’re a beginner to the Mac or iPad, or you’ve been using both devices for several years, you will walk away with plenty of tips, tricks, and advice to make your computer experience more enjoyable. The Mac and iPad SIG tackles issues to help make both Apple’s Mac computers or its iPad tablet easier to use and more enjoyable. We deal with a variety of topics ranging from Mac OS X (pronounced “10”) to iOS, the operating system running Apple’s iPad. We share tips at every meeting and provide insights to empower users to get more out of their Macs and their iPads. Users, you’ll walk away with plenty of tips, tricks, and advice to make your computing experience more enjoyable.



MICROSOFT ACCESS SIG

Meets monthly on the third Thursday at 7 p.m. – Leader Stuart Zahalka

general network configuration. These operating systems are at the heart of many devices in our increasingly connected world. Come out and we will try to get your questions answered, troubleshoot your problems, or configure your devices. 

WINDOWS SIG

Meets monthly on the second Tuesday at 7 p.m. – Leader Mike Seiler

Topics covered may be: Windows 10, Cortana, Edge, Alarms & Clock, Photos , Google Maps, Spotify, Settings, Mail, Control Panel, System Restore, Disk Cleanup, Desktop, Taskbar.

UNIX / LINUX SIG

Meets monthly on the fourth Thursday at 7 p.m. – Leader Lewis Gardner

The Linux SIG handles a wide range of technical topics. Linux is based on Unix, which is the granddaddy of modern networking. We spend a considerable amount of time on servers, networks, routers, access points, and

