



## Central Kentucky Computer Society

CKCS Resource Center, 160 Moore Drive, Suite 107, Lexington, Kentucky 40503 (859) 373-1000 [www.ckcs.org](http://www.ckcs.org)

August 2019

© Central Kentucky Computer Society Inc.

Vol. 34 No. 8

# Current and Emerging Technologies in the Radiotherapeutic Treatment of Cancer

## Tech Night

7 p.m., Monday, August 12, 2019

We are pleased to announce that Dr. Jonathan Feddock will be joining us at the August Tech Night to talk about state of the art technologies in the medical field. Dr. Feddock explained, "I will cover the key types of radiation technology that we are currently using as well as some of the up and coming equipment, like the treatment unit we are in the process of installing. I will include cyberknife, but will also discuss protons, arc therapy, and the newer real time tumor tracking and big data systems".



Board-certified radiation oncologist Jonathan Feddock, MD, earned a medical degree with distinction from the University of Kentucky, where he also completed a radiation oncology residency. In his former role, Dr. Feddock served as an associate professor in the University of Kentucky's Department of Radiation Medicine and as medical director for the university's Markey Cancer Center Clinical Research Organization. Currently he is a Radiation Oncologist at Baptist Health Lexington Cancer Center. His special interests include gynecologic, lung, gastrointestinal, pediatric and breast cancers, repeat radiation, and new radiation techniques.

In his spare time, he is also a triathlete and the creator of Ironcology, combining his talents as a triathlete and an Oncologist to raise vital funds to improve cancer care in Kentucky.

Join us on August 12, and feel free to invite friends and families to hear about these medical technology advances.



## SEE WHAT IS IN YOUR NEWSLETTER THIS MONTH

### Contents

Current and Emerging Technologies in the Radiotherapeutic Treatment of Cancer.....

President's Comments .....

Office supervisors get a break this month.....

Great Fall class and workshop schedule .....

News to Use .....

Digital Photography Special Interest Group.....

The Drones are Coming.....

July Digital Photography Contest Winners.....

July Tech Night Review .....

Windows Special Interest Group .....

CKCS 2019 Fall Classes and Workshops .....

Classes.....

Workshops.....

New Members and Renewals.....

August 2019 CKCS SIG Schedule .....

Computer tips from CKCS members and friends .....

This Month's Best Videos & Shows.....

A Few Funny Pages / Useful Information .....

CKCS List of Special Interest Groups .....



### Central Kentucky Computer Society Incorporated

CKCS Resource Center  
160 Moore Drive, Suite 107  
Lexington, Kentucky 40503  
(859) 373-1000  
[www.ckcs.org](http://www.ckcs.org)

#### OFFICERS

##### *Tenure ends June 30, 2020*

President: Brooke Thomas  
Vice-President: Joe Dietz  
Secretary: Larry Trivette  
Treasurer: Jim McCormick

#### DIRECTORS

##### *Tenure ends June 30, 2020*

Boone Baldwin  
Toni Greider  
Jan Landers-Lyman  
Ben Rice  
Mike Seiler

##### *Tenure ends June 30, 2021*

Bob Brown  
Janet Cartmell  
Larry Mitchum  
Eugene Potter  
Pennie Redmond

Webmasters Bob Brown, Wendell Curtis Class Coordinator Janet Cartmell Office Coordinator Jan Lyman Office Supervisors Bob Brown  Alternate Supervisors  Calendar Wendy Curtis Mail Chimp Mgr. Larry Mitchum Refreshment Center Jim Hughes Newsletter Editor Larry Trivette Proofreaders Wendell Curtis  Bob Flynn Toni Greider Frankie Harvener Bill Heaton Ben Rice Mike Seiler	Tracy Elton Nancy Kolacz Jan Lyman Mike Seiler Lydia Short Julia Steanson Larry Trivette Jenny Brown Nancy Bowling Kathy Davis Gale Greer Marie Han Nita Martin Toni Greider John Plumlee Sandra O'Neal Helen Pope Dottie VanWinkle  Wendy Curtis Larry Mitchum Jim Hughes Larry Trivette Wendell Curtis Bob Flynn Toni Greider Frankie Harvener Bill Heaton Ben Rice Mike Seiler
--	--

Submit items for publication to:  
[newsletter@ckcs.org](mailto:newsletter@ckcs.org)

# President's Comments

By Brooke Thomas  
[president@ckcs.org](mailto:president@ckcs.org)



## OFFICE SUPERVISORS GET A BREAK THIS MONTH



The CKCS office is run by dedicated volunteers who each staff a 3-hour shift, 10 a.m. – 4 p.m., Monday through Thursday, and 10 a.m. – 1 p.m., Friday. They are valuable members of our organization who keep the doors open throughout the week and answer the phone.

Traditionally they are given two weeks off towards the end of the summer. This year the office vacation is August 5-16. This means that during the daytime you will usually find the office closed, but most scheduled activities like Tech Night and the SIGs will still be held. Check the schedule in this newsletter and online at [www.ckcs.org](http://www.ckcs.org) for cancellations.

## GREAT FALL CLASS AND WORKSHOP SCHEDULE

Classes  
& Workshops

We have a great line up for Classes and Workshops starting in September. We have 18 in all! If you are into photography, there are several options including photography field trips, shooting in RAW, and learning more about camera lenses. Another brand new workshop is all about using the electronic library. If you are a Mac user, be sure to check out the two new classes on the Mac.

Rounding out the offerings are many of the classes and workshops we have offered in the past. Be sure to check out the complete listing and descriptions in this newsletter. Remember that the Office Supervisors are on vacation from August 5 through August 16. So you will need to call or stop in this week or after the middle of the month to register. You also can come by to register when SIGs and Tech Night are held. If the class you want to sign up for is already full, be sure to add your name to the waiting list and you will be contacted if a spot opens up.

CKCS

# News to Use

## The Dr. Fixit SIG or Members Helping Members (and Guests)

On the First Saturday of every month for several years now, CKCS holds a two hour session that originally was called Dr. Fixit. At that event, some CKCS members try to help other members and guests with their computer problems.

In the early days, we only helped with Windows PC problems. And, we usually only helped with software application or system problems. We do not sell parts or do any kind of mechanical or electrical repair. We are pretty busy at each meeting.

Most problems that we discover are about understanding applications and the way they worked. That is still true - software applications are created by people all around the world working together. Sometimes, that adds confusion and misunderstanding. We could not solve all problems, but we have a pretty good success rate.

Since Apple users also have problems, we added help for them. Some of our Apple people volunteered and we soon had a robust Apple computer segment for applications assistance.

Then came the smart phones wave and we now try to help people with phone problems - both Apple and Android phones. Of course, the iPads and iPods got in there also, plus tablets and other devices.

So currently, the CKCS Dr Fixit Saturday is like a small zoo of electronic devices with CKCS members trying to help each other demystify their electronics and their applications.

CKCS was founded on the principle of "Members Helping Members (and Guests)". We have been at it for over 30 years and the job is not quite done.

So, on the first Saturday of every month at 10 a.m., we are ready to work on problems and we could use some help from other members. Also, bring guests with their problems.

We open the doors a little early and ask people to sign-in. It is helpful if each problem has some description of what is wrong and how to make the problem happen again while we watch.

**Furnished by Bob Brown**



# Digital Photography Special Interest Group

7 p.m., Tuesday, August 27, 2019  
Joe Dietz, SIG Leader



**THE DRONES ARE COMING...**  
**THE DRONES ARE COMING...**



Digital Photography is a big part of drone usage. As the drone flies over the landscape, it is able to take video or still shots while traveling at speeds of 50 miles per hour while the wind is blowing. Amazing technology!

In May of 2015, Jaime Simpson of Compu-Tech Aerial Solutions demonstrated to CKCS one of his drones in our parking lot. Since then, a lot of things have changed: better and faster drones, better photography equipment and a lot of new FAA rules.

Jaime will take us on a tour of how the drone works and records data. He will then show us some of the images the drone took and explain how he uses them. Along with that he will discuss the new FAA rules and guidelines for both commercial and hobbyist drone uses.

Join us on August 27, 2019 as Jaime takes us on an updated tour of Drones.

Photo contest of the month is "Gnarly Things". I thought I had better check with Webster to make sure what this word actually means. Apparently it has several meanings. Check out Webster if you want more information! Here are a couple of potential gnarly things.



Search your archives for a good shot you have filed away or get out and take some new pictures. Submit your entries to [joedietz@aol.com](mailto:joedietz@aol.com) no later than August 26.


Join us at 7 p.m., Tuesday, August 27, 2019 and bring a friend!






# JULY DIGITAL PHOTOGRAPHY CONTEST WINNERS

## Central Kentucky Computer Society 2019 Hall-of-Fame




Best-of-Show Kentucky Landmarks -  
1st Place - Robert Johnson



Kentucky Landmarks - 2nd Place -  
Arleigh Kerr



Kentucky Landmarks - 3rd Place -  
Janet Cartmell



Excitement - 1st Place - Becky  
Brothers



Excitement - 2nd Place - Ward  
Ransdell



Excitement - 3rd Place - Anne  
Campbell



Insects - 1st Place - Carolyn Nichols



Insects - 2nd Place - Dick Bebevino



Insects - 3rd Place - Mary Anne  
Szeluga

July 23, 2019



# July Tech Night Review

by President Brooke Thomas

July Tech Night featured a drone demonstration.



On July 8, Jaime Simpson with Compu-tech Solutions brought a drone to Tech Night and treated the CKCS attendees to an informative overview of the newest technology.



Jaime started his presentation inside explaining the different features and uses for drones.



We went outside for the demonstration portion of the presentation.



He showed how he controls the drone with the help of an iPad.

If you missed this presentation, you can catch it again at the August Digital Photography SIG on August 27 at 7 p.m.

CKCS

# Windows Special Interest Group

Tuesday, August 13, 2019

7 p.m.

Mike Seiler

Windows SIG Leader



My car does not have a CD player, but it has a USB port. To listen to the music that is on my CD's, I transfer the music from my CD's to a USB drive, plug the USB drive into my car, and listen to the music that was originally on my CD's.

To transfer the music from a CD to a USB drive you use a process called ripping. There are many programs that you can use to rip CD's. They will change the music to a new format and save it to any drive you choose.

At the August Windows SIG, I will demonstrate a program that will rip a CD to a USB drive. The program is "free" and if you are running Windows 10 you probably already have it on your computer.

If time permits, I have three other topics I will talk about. They are:

1. Customizing Chrome
2. How to make a program open with a Maximized window
3. Changing Text Size

Please send any questions and/or topics you want me to talk about in the Windows 10 SIG to [w10sig.ckcs@gmail.com](mailto:w10sig.ckcs@gmail.com).





# CKCS 2019 Fall Classes and Workshops

\* These classes and workshops meet in the main room and their class size is determined by the instructor. All others meet in the computer classroom and are limited to eight students.

Students may use their own portable computers if they have the appropriate software installed (this is at the discretion of the instructor). CKCS cannot provide copies of the proprietary software.

**COSTS:** All classes have a fee payable to CKCS of \$60 and workshops have a fee of \$30, unless stated otherwise (see list below).

**CKCS members get a 20 percent discount on all class and workshop fees.**

BY PHONE (859) 373-1000

**TO ENROLL** Office hours: Monday thru Thursday 10 a.m. to 4 p.m. Friday 10 a.m. to 1 p.m.

IN PERSON 160 Moore Dr., Suite 7

We accept cash, check, or credit card.

## CLASSES

**Adventures in Photography\***...This class will include instruction in white balance, Depth of Field, aperture, and shutter speeds to blur motion and to stop motion. The instructors will show how to photograph close-up with the lens students already have and will demonstrate close-up and micro photography techniques with other lenses. Students will learn how to use common filters correctly (polarizers and ND – neutral density). The instructors will also introduce infrared photography with the student's camera using filters provided by the instructors. This six-week course will spend alternating weeks in the classroom and on location in Lexington. Students should have a basic knowledge of their camera. Students need to bring their camera with a full battery, an empty memory card, the camera manual and a note pad.

Mondays, September 16, 23, 30 and October 7, 14, 21 1-3 p.m.

**Composition and Elements of Design in Photography\***...Improve your photography skills by learning how to use lines, shape, form, texture, pattern, and color to enhance the composition of your photographs. The class will utilize lecture, handouts and videos to explain the various elements of good design. Between classes students will be encouraged to take photos using the information they learned in class. These photos will be used and discussed to help students improve their skills. Topics will be covered in a progressive order, building on what is learned in the prior classes. Students should bring their camera, full battery, memory card, thumb drive, camera manual and note pad.

Mondays, November 4, 11, 18, 25 and December 2, and 9 1-3 p.m.



**Computer Basics for Windows 10**...Learn the basics of word processing to produce documents, letters and signs. Formatting using different fonts, font sizes, colors and word art are introduced. Learn the basics of forming a filing system and the correct way to file documents, photos and videos. There is an introduction to conducting successful Internet searches.

Thursdays, September 5, 12, 19, 26 and Oct. 3, 17, 2019 10 a.m. to noon

**Get More Out of Your Mac**...You probably use your Mac every day but you're probably not getting the most out of your computer. This course will teach you techniques you can use to be more effective. Topics range from organizing files in a folder to suit you better to keyboard shortcuts to customizing your Dock. Tips provided in this course will save you time and make your computer use more enjoyable.

Mondays; September 9, 16, 23, 30, October 7, 14 10 a.m. to noon

**Getting the Most Out of Your iPad\***...Learn how to use the built-in Apple apps on your iPad. Personalize and organize your apps, take better photos and organize them. Acquire information about settings, learn the secrets of the keyboard, emailing, and texting with animation. Get tips on using the Calendar, Notes, Reminders, and Books. Facetime will be included if time permits. Participants should bring their iPad updated with the latest operating system and know (or bring) their Apple ID and password.

Thursdays, October 10, 17, 24, 31, and November 7, 14 10 a.m. to noon p.m.

**Getting the Most Out of Your iPhone\***...Learn important (and hidden) functions of your iPhone. Learn how to download apps, move them, nest them and delete them. Learn how to get better photos with your phone, organize your pictures, and send them in text and emails. Texting messages and using Siri will also be covered. Participants should bring their iPhone and know (or bring) their passcode, Apple ID and password.

Thursdays, October 10, 17, 24, 31 and Nov 7, 14 1-3 p.m.

**Intermediate Pages for Mac**...Pages for Mac allows the user to quickly and easily create documents that are functional, easy on the eye, and attractive. You will learn techniques to create a variety of documents ranging from signs to newsletters to eye-appealing letters. The class will also teach techniques to make your documents stand out from the rest.

Fridays, September 6, 13, 20, 27, October 4, 11 10 a.m. to noon

**Introduction to Photoshop Elements for Windows PC**...In this introductory course to Adobe's Photoshop Elements program we will learn to use the tools of this program to do basic photo enhancements including quick fixes, cropping, cloning, spot healing, red eye removal, levels, and adding borders. We will also discuss photo considerations prior to printing, introduction to layers, converting images to black and white, enhancing and restoring old photos, adding text, using brushes, graphics, adjustment layers, templates, special features, filters, and many creative techniques.

Mondays, October 21, 28, November 4, 11, 18, 25 1-3 p.m.



**Organizing Your Personal Computer Files For Windows...[Fee \$40]** Learn the correct way to file items on your personal computer. Learn nifty tricks for moving files and folders and organizing these files and folders so they can easily be found on your personal computers or external storage devices. Students will use the computer classroom computers for the first lesson. After the first class, students may bring their own laptops, or a thumb drive loaded with personal files they want to organize.

Thursdays, Oct. 24, 31 and Nov. 7 10 a.m. to noon

## WORKSHOPS

**Let Your Fingers do the Walking: Using the Electronic Library\***...The course will focus on free online services offered by the Lexington Public Library and other public libraries. Services include remote use of the library services, accessing ebooks, and popular magazines (including informational services such as Consumer Reports). Other free information services will be included as time permits. Students are required to bring their own laptop or tablets. We will not be working with phones.

Tuesday, Sept. 17, 2019 1-4 p.m.

**Fixing Up Your Photos (and Other Things) Using FastStone Digital Imaging Program for Windows PC**...Do you want to fix up and work on your pictures without paying a lot of \$\$\$\$ on a digital imaging program? We will use FastStone, an extensive digital imaging program that is free and does a wide variety of things. In this workshop, you will learn how to dress up your pictures, crop, brighten or darken, create contact sheets, create a slide show that can include music and lots more. We will show you how to download the program and a free syllabus from FastStone.

Tuesday, October 22, 2019 1-4 p.m.

**Using Your iPhone Camera to the MAX\***...Using apps already on the iPhone students will learn techniques to take better pictures, fix them up by cropping, lightening or darkening, or adding filters. They will learn how to take videos, time lapse and panoramas. They will also learn how to create albums and several ways to share their photos with others.

Tuesday, October 8, 2019 1-4 p.m.

**Camera Lenses and Filters: What You Need to Know Before Buying\***...Have you wanted to purchase a lens or filter for your camera but are confused with the array of choices? During this workshop students will learn basic information about the various lenses and filters for cameras. The instructors will demonstrate 5 specific lenses and various filters. They will explain the benefits and effects of certain lenses and filters. Students should have a basic knowledge of their camera. Students need to bring their camera with a full battery, empty memory card, camera manual and note pad.

Monday, September 9, 2019 10 a.m. to 1 p.m.



**Making a Photo Book Using Shutterfly**...In this workshop the attendees will learn how to prepare pictures for a photo book, how to transfer pictures to the Shutterfly workspace, and then organize the pictures from the front to the last page of the book. Finally, we will go through the steps to ordering the book and applying coupons to reduce the price. (This program works off the internet so it will work on either a MAC or PC.)

Tuesday, October 15 1-4 p.m.

**Making Personal Note Cards Using Microsoft Word**...Students will learn to make personalized note and greeting cards in different sizes and orientation on a Windows 10 personal computer. They will learn to use the Internet and personal photos to personalize their own note cards. The instructor will provide a 'starter kit' of graphics that will be transferred to each student's thumb drive.

Thursday, November 14 10 a.m. to noon

**Getting the Most Out of Your Camera by Shooting in RAW\***...Shooting in RAW format has so many advantages that every photographer should know how to do it. In this workshop the instructors will explain what shooting in RAW means. They will show how to adjust your settings in your camera to be able to shoot in JPEG and RAW formats simultaneously. Then, they will share with you the free downloadable software program to process these images. Finally, they will demonstrate how to process the images using this software program to improve brightness, exposure, white balance, bring out details, and color. Students should bring their camera, full battery, camera manual and note pad.

Monday, October 28, 2019 10 a.m. to 1 p.m.

**Understanding Facebook for Windows PC**...Learn how to maintain a Facebook page on the Windows PC. The Profile page and Home page will be explained. How to find friends, make a post, edit and respond to posts, prioritizing news feeds, checking privacy settings, unfriending and blocking friends, and deleting and deactivating your Facebook account are some of the features covered.

Wednesday, September 11, 2019 1-4 p.m.

**Is Windows 10 Driving You Crazy? \***...Students will learn how they can set up the Windows 10 Start Menu, Desktop, Taskbar, and File Explorer, making them easier to use and understand. Also, a free program will be demonstrated that changes the Start Window making it look like the Windows 7 or XP Start Window. The instructor will primarily use lecture to demonstrate the steps in changing a Windows 10 computer. Students who have a laptop running Windows 10 are welcome to bring them to the workshop. If you bring one, make sure its battery is fully charged.

Monday, October 14 9 a.m. to noon





# New Members and Renewals

During the period from 6/22/2019 to 7/22/2019

We welcome the following new members.

Stuart A Cooke  
Brenda M Hughes  
Janet Hyatt

We thank and welcome the following members who renewed their memberships during this reporting period.

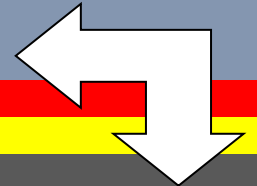
Gayle B Abbott  
Mary Atchison  
Robert Barry Bingham  
David N. Blondell  
Gloria Compton  
La Donna Davis  
Art Faris  
Tony & Nancy Goetz  
Lael F Heflin  
Jay Hopkins  
Robert B Johnson  
Charlotte Lakers  
Marty Myers  
Sandra O'Neal  
Janet E Powell  
Cathy A Rundell  
Jo Stratton  
Dottie Van Winkle

Information furnished by CKCS Board of Directors member Ben Rice ([ben.rice@ckcs.org](mailto:ben.rice@ckcs.org))



**Not a member ?  
We invite you to join CKCS**

**Here is how: It is simple and quick**



Call (859) 373-1000 and a friendly office supervisor will be glad to help you.

**or**

Stop by the CKCS Resource Center at 160 Moore Drive, Lexington 40503.

**Office hours Monday through Thursday, 10 a.m. to 4 p.m.**

**Friday 10 a.m. to 1 p.m.**

**We need you and will welcome you as a full-fledged member.  
Members are eligible to attend all Special Interest Group sessions.**

**Members receive a discount on all classes, workshops, and seminars**

**Central Kentucky Computer Society**

Member of



**An International  
Association of Technology  
& Computer User Groups**

**CKCS**

# August 2019 CKCS SIG Schedule

Larry Trivette prepared this Special Interest Group calendar for the newsletter.  
Print this page for your refrigerator or bulletin board.

Monday	Tuesday	Wednesday	Thursday	Friday	Saturday
29 Jul	30 Jul	31 Jul	1 Aug	2 Aug	3 Aug
			9 a.m. <b>Photography Chat</b>		10 a.m. <b>Dr. Fixit, iHelp &amp; Android Help</b> Bring in your problem PC, Mac, iPhone, iPad, or Android device and we'll try to help
			7 p.m. <b>Board of Directors</b>		
5 Aug	6 Aug	7 Aug	8 Aug	9 Aug	10 Aug
			9 a.m. <b>Photography Chat</b>		
			7 p.m. <a href="#">Mac &amp; iPad</a> KURT JEFFERSON		
12 Aug	13 Aug	14 Aug	15 Aug	16 Aug	17 Aug
7 p.m. <b>Tech Night</b> Current and Emerging Technologies in Radiotherapeutic Treatment of Cancer DR. JONATHAN FEDDOCK	7 p.m. <b>Windows 10</b> MIKE SEILER		9 a.m. <b>Photography Chat</b>		
			7 p.m. <a href="#">Access Database</a> STUART ZAHALKA		
19 Aug	20 Aug	21 Aug	22 Aug	23 Aug	24 Aug
			9 a.m. <b>Photography Chat</b>		
			7 p.m. <a href="#">Unix/Linux</a> LEWIS GARDNER		
26 Aug	27 Aug	28 Aug	29 Aug	30 Aug	31 Aug
7 p.m. <b>FoxPro Database</b> GARLAND SMITH	7 p.m. <a href="#">Digital Photography</a> JOE DIETZ		9 a.m. <b>Photography Chat</b>		

# Computer tips from CKCS members and friends

Members are invited to share their favorite computer tips with other members. They may involve your use of computers, tablets or phones. Please use this opportunity to help one another on these pages. Be brief but complete. Send your tip to [Newsletter@ckcs.org](mailto:Newsletter@ckcs.org) – please include your name and phone number should the editor need to contact you.


## Service Life of Windows 10's Versions

Microsoft says that all current versions of Windows 10 will reach their “end of service” eighteen (18) months after their Date of availability (see chart below). Once a version reaches its 18-month end of service date, regular updates for that version will stop (i.e., if you are running a version that is over 18 months old, you are running a version without up-to-date security patches. In the chart below everything shaded in RED has already reached its End of service. The one shaded in yellow will expire in November this year.

Windows 10 version history	Date of availability	End of service for Home, Pro, and Pro for Workstations editions
Windows 10, version 1903	May 21, 2019	December 8, 2020
Windows 10, version 1809	November 13, 2018	May 12, 2020
Windows 10, version 1803	April 30, 2018	November 12, 2019
Windows 10, version 1709	October 17, 2017	April 9, 2019
Windows 10, version 1703	April 5, 2017*	October 9, 2018
Windows 10, version 1607	August 2, 2016	April 10, 2018
Windows 10, version 1511	November 10, 2015	October 10, 2017
Windows 10, released July 2015 (version 1507)	July 29, 2015	May 9, 2017

## How to find your version of Windows 10

While holding down the Windows KEY, hit the letter R on the keyboard. This opens the Run window. In the Run window, type “winver” (no quotes) and click on OK. This opens a window called About Windows. In the second line of this window, look at the number after the word Version.



This computer is running version 1809. Your computer might be running version 1803, 1709, 1703, or even an earlier version of Windows 10. The newest version of Windows 10 is 1903.

If you have Windows 10 installed on your computer, you need to keep Windows 10 up to date with its latest version.

Furnished by Mike Seiler





# This Month's Best Videos & Shows



**SUGGESTIONS:** To view a video, just click on the appropriate link below. Once you finish viewing a video, if you maximized the video to full screen, minimize the image by clicking that same full screen icon. Then click on the arrow in the upper left corner of your monitor. The arrow might look like one of the images at left. That should return you to the video page in the newsletter.

**NOTE:** Thanks to Bill Heaton, all links found by various people have been converted to YouTube links, which means you are viewing the original content. Unfortunately, YouTube's business model is to insert advertisements into links to their website. In most cases, you may skip the ads if you wish after three seconds.

---

You know it is really hot when . . .

<https://1drv.ms/w/s!AgwzdGgBwxSS02vYM5v3ujegGSNH>

*Furnished by Jerry Heaton*

---

John Wayne God Bless America

<https://biggeekdad.com/2014/09/john-wayne-1970/>

*Furnished by Jerry Heaton*

---

U.S.A. For Africa - We Are the World

<https://www.youtube.com/watch?v=9AjkUyX0rVw>

*Furnished by Joe Isaac*



## A Few Funny Pages / Useful Information

### Getting Old

**#1**

*I very quietly confided to my best friend that I was having an affair. He turned to me and asked, "Are you having it catered?" And that, my friend, is the sad definition of "OLD."*

**#2**

*Just before the funeral services, the undertaker came up to the very elderly widow and asked, "How old was your husband?" "98," she replied: "Two years older than me" "So you're 96," the undertaker commented. She responded, "Hardly worth going home, is it?"*

**#3**

*Reporters interviewing a 104-year-old woman: "And what do you think is the best thing about being 104?" the reporter asked. She simply replied, "No peer pressure."*

**#4**

*I feel like my body has gotten totally out of shape, So I got my doctor's permission to join a fitness club and start exercising. I decided to take an aerobics class for seniors. I bent, twisted, gyrated, jumped up and down, and perspired for an hour. But, by the time I got my leotards on, the class was over.*



**#5**

*I've sure gotten old!  
I have outlived my feet and my teeth,  
I've had two bypass surgeries, a hip replacement,  
New knees, fought prostate cancer and diabetes, I'm half blind,  
Can't hear anything quieter than a jet engine,  
Take 40 different medications that make me dizzy, winded and subject to blackouts,  
Have bouts with dementia, Have poor circulation,  
Can't remember if I'm 85 or 92  
Have lost all my friends. But, thank God,  
I still have my driver's license.*

**#6**

*An elderly woman decided to prepare her will and told her preacher she had two final requests.  
First, she wanted to be cremated, and second,  
She wanted her ashes scattered over Wal-Mart.  
"Wal-Mart?" the preacher exclaimed.  
"Why Wal-Mart?"  
"Then I'll be sure my daughters visit me twice a week."*

**#7**

*My memory's not as sharp as it used to be.  
Also, my memory's not as sharp as it used to be.*

**#8**

*Know how to prevent sagging?  
Just eat till the wrinkles fill out.*

**#9**

*It's scary when you start making the same noises  
As your coffee maker.*

**#10**

*These days about half the stuff  
In my shopping cart says  
'For fast relief.'*

**#11**

*THE SENILITY PRAYER:  
Grant me the senility to forget the people I never liked anyway,  
The good fortune to run into the ones I do, and  
The eyesight to tell the difference.*

**Furnished by Mike Seiler**



# CKCS List of Special Interest Groups

Each month the Central Kentucky Computer Society offers nine Special Interest Groups (SIGs) which may be attended by members and their guests. Visitors are cordially invited to become active CKCS members. Starting times of SIGS are as indicated in the listing. Always check the “Monthly Schedule” and the “Newsletter” link on the CKCS home page for any schedule changes [www.ckcs.org](http://www.ckcs.org).

## DATABASE SIG

**Meets monthly on the fourth Monday at 7 p.m. – Leader Garland Smith**

## DIGITAL PHOTOGRAPHY SIG

**Meets monthly on the fourth Tuesday at 7 p.m. – Leader Joe Dietz**

The Digital Photography Special Interest Group is a forum to provide and share information about digital imaging. The SIG frequently has guest speakers to cover a wide range of topics that are related to digital imaging. Some of our past topics have been on digital archiving (AKA Backup), getting the best out of your point-and-shoot camera, effective lighting when taking pictures, restoring old photos, and many others. The goal of this SIG is to help attendees to better understand digital imaging, learning how to get the best out of their cameras and how to improve their images with digital imaging software such as Corel’s Paint Shop Pro, Photoshop CS/Elements, Gimp, or other programs. Each meeting starts with a photo contest with a variety of different categories.

## DR. FIXIT SIG

**Meets monthly on the first Saturday at 10 a.m. – Leaders are Bob Brown, Ben Rice, James Osborne, and Mike Seiler**

Bring in your sick computer for evaluation. Our “experts” will diagnose the problem and if possible make simple repairs. All you need to bring is the CPU. Our leaders will use a mouse and monitor we have on hand.

## iHELP SIG

**Meets monthly on the first Saturday at 10 a.m. in the classroom. iHelp leaders Jeannine Essig, Janet Cartmell, Kurt Jefferson, Joe Settles, Brooke Thomas, Betsy Johnson and Joe Dietz**

Bring your questions about Apple iPhones, iPads, and Mac’s. Our iHelpers offer one-on-one advice and suggestions. The devices you bring should be fully charged.

## MAC AND IPAD SIG

**Meets monthly on the second Thursday at 7 p.m. – Leader Kurt Jefferson**

Attendees are encouraged to bring their Mac laptops and iPad tablets to experience firsthand the tips provided at each meeting. Whether you’re a beginner to the Mac or iPad, or you’ve been using both devices for several years, you will walk away with plenty of tips, tricks, and advice to make your computer experience more enjoyable. The Mac and iPad SIG tackles issues to help make both Apple’s Mac computers or its iPad tablet easier to use and more enjoyable. We deal with a variety of topics ranging from Mac OS X (pronounced “10”) to iOS, the operating system running Apple’s iPad. We share tips at every meeting and provide insights to empower users to get more out of their Macs and their iPads. Users, you’ll walk away with plenty of tips, tricks, and advice to make your computing experience more enjoyable.



## MICROSOFT ACCESS SIG

Meets monthly on the third Thursday at 7 p.m. – Leader Stuart Zahalka

## WINDOWS SIG

Meets monthly on the second Tuesday at 7 p.m. – Leader Mike Seiler

Topics covered may be: Windows 10, Cortana, Edge, Alarms and Clock, Photos, Google Maps, Spotify, Settings, Mail, Control Panel, System Restore, Disk Cleanup, Desktop, and Taskbar.

## UNIX / LINUX SIG

Meets monthly on the fourth Thursday at 7 p.m. – Leader Lewis Gardner

The Linux SIG handles a wide range of technical topics. Linux is based on Unix, which is the granddaddy of modern networking. We spend a considerable amount of time on servers, networks, routers, access points, and general network configuration. These operating systems are at the heart of many devices in our increasingly connected world. Come out and we will try to get your questions answered, troubleshoot your problems, or configure your devices.

CKCS